

# Stahlflexleitungen

## Steel braided hoses

### Durites de freins renforcées



**Jetzt auch ABS-Motorradmodelle mit ABE!**

**New: ABS models with TÜV!**

**Nouveau : maintenant également modèles ABS homologués TÜV!**

#### Einbaufertige Stahlflexleitungen

- 950 fertige Kits, davon über 800 Modelle mit ABE
- deutliche Verbesserung des Druckpunktes
- längeres Wechselintervall der Bremsflüssigkeit möglich
- Langzeitgarantie auf Material und Verarbeitung
- TRW Stahlflexleitungen sind wartungsfrei und altern nicht
- Gummileitungen müssen alle 5 Jahre ersetzt werden
- die Anschlüsse sind aus hochfestem Aluminium, wahlweise auch in Edelstahl
- alle vorgefertigten Stahlflexleitungen enthalten Aluminium-Dichtringe
- auf Wunsch Sonderfarben, Ummantelungen und Sonderlängen möglich
- Hohlschrauben müssen separat bestellt werden, bitte Art.Nr. um Farbcode ergänzen

#### Ready to install steel flex lines

- more than 950 kits available, TÜV approved
- noticeable improvement of the pressure point
- extends the intervals at which the brake fluid needs replacing
- life-time guarantee for material and construction
- TRW brake hoses are maintenance free and will never wear
- rubber lines have to be replaced every 5 years
- the connectors are made of highly stable aluminium or stainless steel if required
- ready to install steel flex lines include an adequate number of aluminium sealing rings
- special colours, sheathings and special lengths available on request
- you must order banjo screws separately; please complete the colour code

#### Durits type aviation prêtes à monter

- plus de 950 modèles disponibles, TÜV homologué
- amélioration notable de la pression hydraulique
- permet d'augmenter la durée de vie du liquide de freins
- excellente tenue des matériaux utilisés dans le kit durite freins
- les kits durites de freins sont faciles d'entretien et très résistants
- les parties en caoutchouc doivent être changées tous les 5 ans
- les kits type aviation prêtes à monter comprennent une quantité suffisante de joints en aluminium
- les raccords sont fabriqués dans un aluminium spécial et en inox selon la demande
- à la demande, différentes couleurs, longueurs et gaines sont disponibles
- les vis creuses doivent être commandées séparément, merci de stipuler les codes couleurs

**MCH901**



M10x1,25

**MCH901 S**

**MCH911**



M10x1,0  
Brembo

**MCH911 G**

**MCH921**



M10x1,0

**MCH921 R**

**MCH931**



3/8" UNF

**MCH931 C**

**MCH941**



7/16" UNF

**MCH941 C**

**MCH951**



M10x1,25

**MCH951 A**

**MCH961**



M10x1,0  
Brembo

**MCH961 T**

**MCH971**



M10x1,0

**MCH971 B**

**S = Schwarz, black, noire**  
**A = Aluminium, aluminium**  
**E = Edelstahl, stainless steel, inox**  
**T = Titan, titanium, titane**

**B = Blau, blue, bleu**  
**R = Rot, red, rouge**  
**G = Gold, gold, aurifère**  
**C = Chrom, chrome**

**Standardausführung ohne Ummantelung**

Standard hose is uncovered  
Standard avec tresse de renfort couverte



**Standardfarbe der Anschlusstypen: Aluminium Titan**

Standard colour of fittings: titanium  
Couleur titane des raccords standards

**Sonderanfertigung mit Ummantelung**

coloured heatshrink options  
sur demande, gaine de finition

**Sonderfarben der Anschlüsse**

optional fitting colours  
couleurs séparer de raccord types

**schwarz**  
black  
noir



**gold**  
gold  
or

**carbon**  
carbon  
carbone



**rot**  
red  
rouge

**blau**  
blue  
bleu



**Silber**  
silver  
argent

**weiß**  
white  
blanc



**blau**  
blue  
bleu

**rot**  
red  
rouge



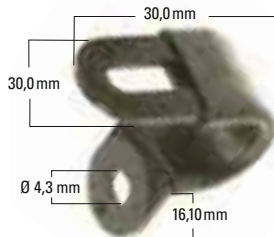
**schwarz**  
black  
noir

**transparent**  
transparent  
transparent




**Edelstahl, poliert**  
stainless steel  
polished, inox

**MV1515**



5 Stk.  
5 pcs.

**MV1520**



1 Stk.  
1 pcs.

**Befestigungsteile**

**MV1516**




2 Stk.  
2 pcs.

**MV1517**




5 Stk.  
5 pcs.

**MV1518**



5 Stk.  
5 pcs.

**MV1519**



5 Stk.  
5 pcs.

**MV1514**



5 Stk.  
5 pcs.



**Aluminium-Dichtringe:**

MCH 991 W20 (Ø 10 mm, 20 Stück)  
MCH 991 W50 (Ø 10 mm, 50 Stück)  
für Harley Davidson:  
MCH 990 W10 (Ø 11,2 mm, 10 Stück)

**Aluminium washers:**

MCH 991 W20 (Ø 10 mm, 20 pcs.)  
MCH 991 W50 (Ø 10 mm, 50 pcs.)  
für Harley Davidson:  
MCH 990 W10 (Ø 11,2 mm, 10 pcs.)

**Joints aluminium:**

MCH 991 W20 (Ø 10 mm, 20 pièces)  
MCH 991 W50 (Ø 10 mm, 50 pièces)  
pour Harley Davidson:  
MCH 990 W10 (Ø 11,2 mm, 10 pièces)

**MCF 935**

M10 x 1.0

**MCF 936**

M10 x 1.25



**MCF 937**

M10 x 1.0

**MCF 938**

M10 x 1.25



# Hydraulikzubehör Cleaner and fluids Liquides et nettoyeurs de freins



YMB 214



PFB 601

## Bremsflüssigkeiten

- TRW Hochleistungsflüssigkeiten übersteigen internationale Normen und die gesetzlichen Spezifikationen (s. Tabelle)
- problemlos mischbar mit anderen Bremsflüssigkeiten der gleichen Spezifikation
- TRW Dot 5.1 Safety ist für besonders hohe Sicherheitsansprüche und den Rennsport entwickelt worden. Bei der Verwendung von Sinterbelägen ebenfalls empfohlen, da die Temperaturentwicklung höher ist

## Brake fluids

- TRW fluids exceed the international standards and the legal specifications
- mixable with all brake fluids based on the same specification
- TRW Dot 5.1 is specially developed to meet the increase in safety requirements and for racing where the use of sintered metal pads increases temperatures

## Liquides de freins

- le liquide TRW haute performance est supérieur aux normes internationales et aux spécifications légales (voir tableau)
- compatible avec d'autres liquides de freins. Dispose des mêmes spécifications
- TRW Dot 5.1 Safety a été développé pour la compétition et répondre à des exigences de sécurité très élevées. Il est recommandé en cas d'utilisation de plaquettes tout métal qui génèrent une température de liquides de freins plus élevée



PFC 105

**NEU !  
NEW !  
NOUVEAU !**



MCE 200

Spezifikation specification type	Norm DOT 4	TRW DOT 4	Norm DOT 5.1	TRW DOT 5.1 Safety+
Trockensiedepunkt dry boiling point point chaud par temps sec	230°	269°	269°	272°
Nasssiedepunkt wet boiling point point chaud par temps humide	155°	170°	180°	184°

Spezifikation specification type	Inhalt contents contenance	TRW-Nr.
DOT 4	250 ml	PFB 425
DOT 4	500 ml	PFB 450
DOT 4	1 l	PFB 401
DOT 4	5 l	PFB 405
DOT 4	20 l	PFB 420
DOT 5.1	250 ml	PFB 525
DOT 5.1	500 ml	PFB 550
DOT 5.1	1 l	PFB 501
DOT 5.1	5 l	PFB 505
DOT 5.1	20 l	PFB 520
DOT 5.1 Safety (Grand Prix)	1 l	PFB 601
Entlüftergerät	1 l	MCE 200
Entlüfter-Gumminippel		MCE 301
Reiniger	500 ml	PFC 105

## Entlüftergerät

- Entlüftungsgerät für Brems-, Kupplungs- und Lenksysteme mit druckluftbetriebener Saugereinheit

## Bleeding equipment

- compressed air brake and clutch system bleeding equipment

## Appareil pour réaliser la purge du circuit hydraulique

- appareil pour purger le système de freinage et d'embrayage avec unité d'aspiration à air comprimé

# Übersicht Bremsleitungssätze


## Overview of brake lines sets

### Aperçu des types de durites de freins



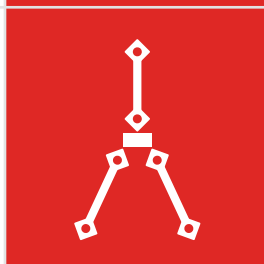
#### MCH... V1

**V1 = 1 Bremsleitung**  
 1 brake line  
 1 flexible de frein



#### MCH... V2

**V2 = 2 Bremsleitungen**  
 2 brake lines  
 2 flexible de freins



#### MCH... V3

**V3 = 3 Bremsleitungen**  
 3 brake lines  
 3 flexible de freins



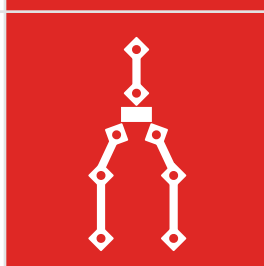
#### MCH... V4

**V4 = 4 Bremsleitungen**  
 4 brake lines  
 4 flexible de freins



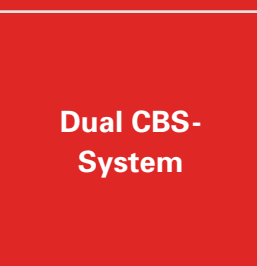
#### MCH... V4, V5

**V4 = 4 Bremsleitungen**  
 4 brake lines  
 4 flexible de freins  
**V5 = 5 Bremsleitungen**  
 5 brake lines  
 5 flexible de freins




#### MCH... V5

**V5 = 5 Bremsleitungen**  
 5 brake lines  
 5 flexible de freins



#### MCH... V6, V8, V..

**V6 = 6 Bremsleitungen**  
 6 brake lines  
 6 flexible de freins  
**V8 = 8 Bremsleitungen**  
 8 brake lines  
 8 flexible de freins





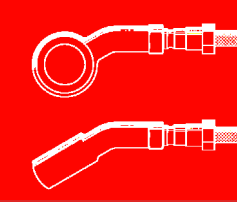
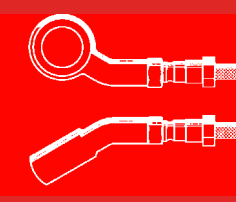

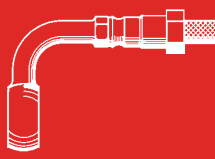

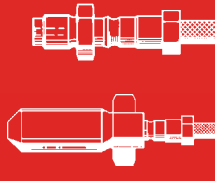





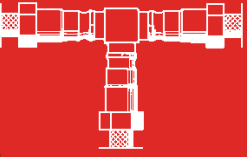







#### MCH... H1

**H1 = 1 Bremsleitung**  
 1 brake line  
 1 flexible de frein

# Anschlüsse Bremsleitungen

## Brake hose connectors

### Raccord des flexibles de freins

 <p><b>A (0°)</b></p>	 <p><b>B (20°), B2 (10°)</b></p>	 <p><b>B3 (30°+30°)</b></p>	 <p><b>B4 (30°+30°)</b></p>	 <p><b>C (45°)</b></p>
<p><b>Ringanschluss</b> Banjo Joint de raccordement</p> <p><b>A</b> Ø 10 mm <b>A</b> Ø 11 mm</p>	<p><b>Ringanschluss</b> Banjo Joint de raccordement</p> <p><b>B</b> Ø 10 mm <b>B2</b> Ø 10 mm <b>B</b> Ø 11 mm</p>	<p><b>Ringanschluss</b> Banjo Joint de raccordement</p> <p><b>B3</b> Ø 10 mm</p>	<p><b>Ringanschluss</b> Banjo Joint de raccordement</p> <p><b>B4</b> Ø 10 mm</p>	<p><b>Ringanschluss</b> Banjo Joint de raccordement</p> <p><b>C</b> Ø 10 mm <b>C</b> Ø 11 mm</p>
 <p><b>D (90°), D2 (70°), D6 (60°)</b></p>	 <p><b>E (20°)</b></p>	<p><b>F1, F2, F4</b></p>  <p><b>F5, F6</b></p> 	 <p><b>G</b></p>	 <p><b>H</b></p>
<p><b>Ringanschluss</b> Banjo Joint de raccordement</p> <p><b>D</b> Ø 10 mm <b>D2</b> Ø 10 mm <b>D6</b> Ø 10 mm <b>D</b> Ø 11 mm</p>	<p><b>Ringanschluss</b> Banjo Joint de raccordement</p> <p><b>E</b> Ø 10 mm</p>	<p><b>Außengewinde fest</b> Male thread, fixed Filetage externe serré</p> <p><b>F1</b> M10 x 1.00 Brembo <b>F2</b> M10 x 1.25 <b>F4</b> M10 x 1.00 Suzuki <b>F5</b> M10 x 1.00 PKW <b>F6</b> 3/8" UNF</p>	<p><b>Außengewinde lose</b> Male thread, swivel Filetage externe desserré</p> <p><b>G1</b> M10 x 1.00 <b>G2</b> M10 x 1.25 <b>G3</b> 3/8" UNF</p>	<p><b>Innengewinde fest</b> Female thread, fixed Filetage interne serré</p> <p><b>H1</b> M10 x 1.00 <b>H2</b> M10 x 1.25</p>
 <p><b>J</b></p>	 <p><b>K</b></p>	 <p><b>L</b></p>	 <p><b>Harley Davidson</b></p>	 <p><b>BMW</b></p>
<p><b>Innengewinde lose</b> Female thread, swivel Filetage interne desserré</p> <p><b>J1</b> M10 x 1.00 <b>J2</b> M10 x 1.25 <b>J3</b> 3/8" UNF*</p>	<p><b>Ringanschluss doppelt</b> Double connection banjo Joint de raccordement double</p> <p><b>K</b> Ø 10 mm</p>	<p><b>Verteiler freischwebend</b> Distributor, floating Répartiteur flottant librement</p> <p><b>L</b></p> <p>* <b>Innenkegel</b> internal taper cône interne</p>	<p><b>Verteiler HD</b> Distributor HD Répartiteur HD</p> <p><b>MCH 980</b> 1 x 1/8" NPT 2 x 3/8" UNF* <b>MCH 985</b> 3 x 3/8" UNF*</p>	<p><b>Verteiler BMW</b> Distributor BMW Répartiteur BMW</p> <p><b>MCH 982</b> M10 x 1.00*</p>
 <p><b>P</b> <b>Harley Davidson</b></p>	 <p><b>R</b> <b>Harley Davidson</b></p>	 <p><b>Hohlschraube</b> Banjo bolt Vis creuses</p>	 <p><b>Doppel-Hohlschraube</b> Double Banjo bolt Vis creuses doubles</p>	 <p><b>Hohlschraube HD</b> Banjo bolt HD Vis creuses HD</p> <p><b>Harley Davidson</b></p>
<p><b>Winkelanschluss HD</b> Elbow connection HD Raccordement d'angle HD</p> <p><b>P</b> 3/8" UNF</p>	<p><b>Bogenanschluss HD</b> Curve connection HD Raccordement coudé HD</p> <p><b>R</b> 3/8" UNF</p>	<p><b>MCH 901</b> M10 x 1.25 <b>MCH 911</b> M10 x 1.00 Brembo <b>MCH 921</b> M10 x 1.00 Suzuki</p>	<p><b>MCH 951</b> M10 x 1.25 <b>MCH 961</b> M10 x 1.00 Brembo <b>MCH 971</b> M10 x 1.00 Suzuki</p>	<p><b>MCH 931</b> 3/8" UNF <b>MCH 941</b> 7/16" UNF</p>



## Aprilia

50 Red Rose Classic			90-94	<b>MCH 607 V1</b>	MCH 911			
50 Area 51	MY		98-01	<b>MCH 704 V1</b>	MCH 911			
50 Classic	GI		95-99	<b>MCH 607 V1</b>	MCH 911			
RS 50 Extrema	HP		96-01	<b>MCH 400 V1</b>	MCH 911			
RS 50 Extrema	HP		93-95	<b>MCH 400 V1</b>	MCH 911	<b>MCH 210 H1</b>	MCH 911	
SR 50	RL		97-01	<b>MCH 705 V1</b>	MCH 911			
RS 80 Extrema			93-	<b>MCH 400 V1</b>	MCH 911	<b>MCH 210 H1</b>	MCH 911	
125 Classic	MF		96-99	<b>MCH 804 V1</b>	MCH 911			
125 Leonardo	MB00		96-98	<b>MCH 808 V1</b>	MCH 911			
AF 1 125 Futura			91-	<b>MCH 830 V1</b>	MCH 911			
AF 1 125 Sport Pro			93-	<b>MCH 800 V1</b>	MCH 911	<b>MCH 800 H1</b>	MCH 911	
ETX 125	PH		98-00	<b>MCH 807 V1</b>	MCH 911	<b>MCH 807 H1</b>	MCH 911	
RS 125	MP		99-04	<b>MCH 811 V1</b>	MCH 911	<b>MCH 811 H1</b>	MCH 911	
RS 125	GS		96-98	<b>MCH 830 V1</b>	MCH 911	<b>MCH 811 H1</b>	MCH 911	
RS 125 Extrema			93-95	<b>MCH 830 V1</b>	MCH 911			MCH 911
SR 125	PX 125		97-01	<b>MCH 705 V1</b>	MCH 911			
150 Leonardo	MB		96-98	<b>MCH 808 V1</b>	MCH 911			
250 Leonardo	PD		96-01	<b>MCH 802 V1</b>	MCH 911			
RS 250	LD01		95-97	<b>MCH 801 V3</b>	MCH 911	<b>MCH 801 H1</b>	MCH 911	
RS 250	LD01		98-01	<b>MCH 805 V3</b>	MCH 911	<b>MCH 801 H1</b>	MCH 911	
650 Pegaso	MA		93-94	<b>MCH 809 V1</b>	MCH 911	<b>MCH 802 H1</b>	MCH 911	
650 Moto	MH00		95-99	<b>MCH 803 V1</b>	MCH 911			
650 Pegaso	MX, ML		95-00	<b>MCH 802 V1</b>	MCH 911	<b>MCH 802 H1</b>	MCH 911	
ETV 1000 CapoNord	PS		01-03	<b>MCH 812 V3</b>	MCH 911	<b>MCH 433 H1</b>	MCH 911	
RST 1000 Futura	PW		01-	<b>MCH 813 V3</b>	MCH 911			MCH 911
RSV 1000 Mille	RP		01-03		MCH 911	<b>MCH 806 H1</b>	MCH 911	
RSV 1000 Mille	ME		98-00	<b>MCH 806 V3</b>	MCH 911	<b>MCH 806 H1</b>	MCH 911	
RSV 1000 R			04-		MCH 911			
SL 1000 Falco	PA		00-04	<b>MCH 810 V3</b>	MCH 911	<b>MCH 263 H1</b>	MCH 911	

## Benelli

491 50 Racing	BA 01		98-06	<b>MCH 706 V1</b>	MCH 911			
K2 50 AC	BA 01		98-00	<b>MCH 702 V1</b>	MCH 911			
125 Adiva			00-07	<b>MCH 804 V1</b>				
250 Adiva			00-07	<b>MCH 804 V1</b>				

## BMW

R 450 RT	248		81-84	<b>MCH 534 V3</b>	MCH 911			
R 450 T	248		78-80	<b>MCH 503 V3</b>	MCH 911			
R 45 450	248		78-8/81	<b>MCH 500 V2</b>				
R 45 450	248		9/81-84	<b>MCH 536 V3</b>	MCH 911			
R 60 600 / 7	R60/7		76-80	<b>MCH 516 V1</b>				
R 60 600 T	R60/7		76-80	<b>MCH 510 V1</b>				
F 650	169		94-99	<b>MCH 508 V1</b>	MCH 911	<b>MCH 508 H1</b>	MCH 911	
F 650 GS	R13		00-02		MCH 911	<b>MCH 501 H1</b>	MCH 911	
F 650 GS Dakar	R13		00-02	<b>MCH 501 V1</b>	MCH 911	<b>MCH 501 H1</b>	MCH 911	
F 650 ST	169		96-99	<b>MCH 508 V1</b>	MCH 911	<b>MCH 508 H1</b>	MCH 911	
R 65 650	248		78-8/81	<b>MCH 500 V2</b>				
R 65 650			85-6/88	<b>MCH 537 V1</b>	MCH 911			
R 65 650 LS	248		9/81-85	<b>MCH 536 V3</b>	MCH 911			
R 65 650 RT	248		81-84	<b>MCH 534 V3</b>	MCH 911			
R 65 650	247		7/88-	<b>MCH 506 V1</b>	MCH 911			
R 65 650 G/S	247		81-87	<b>MCH 505 V1</b>				
R 65 650 RT	248		85-86	<b>MCH 504 V2</b>	MCH 911			
R 65 650 RT	247		87-	<b>MCH 515 V2</b>	MCH 911			
K 75 750	75		88-8/91	<b>MCH 503 V3</b>	MCH 911			
K 75 750 / 2	75		9/91-94	<b>MCH 509 V1</b>	MCH 911	<b>MCH 530 H1</b>		
K 75 750 C	75		85-88	<b>MCH 503 V3</b>	MCH 911			
K 75 750 RT	75		91-94	<b>MCH 509 V1</b>	MCH 911	<b>MCH 530 H1</b>		
K 75 750 S	75		86-8/91	<b>MCH 531 V3</b>	MCH 911	<b>MCH 530 H1</b>		
K 75 750 S	75		9/91-94	<b>MCH 507 V1</b>	MCH 911	<b>MCH 530 H1</b>		
R 75 750 / 6	R75/6		73-76	<b>MCH 516 V1</b>				
R 75 750 / 7	R75/7		76-80	<b>MCH 516 V1</b>				
R 75 750 / 6 Doppelscheibe	R75/6		73-76	<b>MCH 502 V2</b>				
R 80 800			76-80	<b>MCH 502 V2</b>				
R 80 800	247		81-84	<b>MCH 514 V3</b>	MCH 911			
R 80 800	247		85-6/88	<b>MCH 537 V1</b>	MCH 911			
R 80 800	247		7/88-	<b>MCH 506 V1</b>	MCH 911			
R 80 800 / 7	247		77-	<b>MCH 502 V2</b>				
R 80 800 T			76-80	<b>MCH 510 V1</b>				
R 80 800 T Doppelscheibe			76-80	<b>MCH 522 V2</b>				
R 80 800 G/S	247E		81-87	<b>MCH 505 V1</b>				



→ BMW

■ R 80	800 GS	247E	7/87-7/90	<b>MCH 506 V1</b>	MCH 911			
■ R 80	800 GS	247E	8/90-95	<b>MCH 546 V1</b>	MCH 911			
■ R 80	800 GS Basic	247	96-	<b>MCH 546 V1</b>	MCH 911			
■ R 80	800 GS Paris Dakar	247E	7/87-7/90	<b>MCH 505 V1</b>				
■ R 80	800 GS Paris Dakar	247E	8/90-95	<b>MCH 546 V1</b>	MCH 911			
■ R 80	800 R	247	93-95	<b>MCH 549 V1</b>	MCH 911			
■ R 80	800 R Mystik		94-95	<b>MCH 519 V1</b>	MCH 911			
■ R 80	800 RT	247	80-84	<b>MCH 504 V2</b>	MCH 911			
■ R 80	800 RT	247	85-86	<b>MCH 504 V2</b>	MCH 911			
■ R 80	800 RT (DS)		80-84	<b>MCH 520 V3</b>	MCH 911			
■ R 80	800 RT	247	87-	<b>MCH 515 V2</b>	MCH 911			
■ R 80	800 ST	247E	82-84	<b>MCH 505 V1</b>				
■ R	850 C		97-01	<b>MCH 539 V4</b>	MCH 911	<b>MCH 535 H1</b>	MCH 911	
■ R	850 C Hochlenker		97-01	<b>MCH 535 V4</b>	MCH 911	<b>MCH 535 H1</b>	MCH 911	
■ R	850 GS	259	98-00	<b>MCH 512 V3</b>	MCH 911	<b>MCH 512 H1</b>	MCH 911	
■ R	850 GS ABS	R21		<b>MCH 540 V4</b>	MCH 911	<b>MCH 512 H1</b>		
■ R	850 R	259	94-02	<b>MCH 524 V2</b>	++	MCH 911	<b>MCH 512 H1</b>	MCH 911
■ R	850 R ABS	259	94-02	<b>MCH 542 V4</b>	MCH 911	<b>MCH 512 H1</b>	MCH 911	
■ R 90	900 /6	R90/6	73-76	<b>MCH 516 V1</b>				
■ R 90	900 /6 Doppelscheibe	R90/6	73-76	<b>MCH 502 V2</b>				
■ R 90	900 S	R90/S	73-76	<b>MCH 502 V2</b>				
■ K 1	1000	100	89-93	<b>MCH 533 V3</b>	MCH 911			
■ K 100	1000		83-89	<b>MCH 503 V3</b>	MCH 911	<b>MCH 530 H1</b>		
■ K 100	1000 LT		83-89	<b>MCH 529 V3</b>	MCH 911	<b>MCH 530 H1</b>		
■ K 100	1000 RS		83-91	<b>MCH 531 V3</b>	MCH 911	<b>MCH 530 H1</b>		
■ K 100	1000 RS (16V) o. ABS		90-92	<b>MCH 511 V3</b>	MCH 911	<b>MCH 511 H1</b>	MCH 911	
■ K 100	1000 RT		83-89	<b>MCH 529 V3</b>	MCH 911	<b>MCH 530 H1</b>		
■ R 100	1000 RT		76-80	<b>MCH 522 V2</b>		<b>MCH 515 H1</b>		
■ R 100	1000 /7	247	76-80	<b>MCH 502 V2</b>				
■ R 100	1000 CS	247	80-85	<b>MCH 514 V3</b>	MCH 911			
■ R 100	1000 GS		7/87-7/90	<b>MCH 506 V1</b>	MCH 911			
■ R 100	1000 GS		8/90-95	<b>MCH 546 V1</b>	MCH 911			
■ R 100	1000 GS Paris Dakar	247E	7/87-7/90	<b>MCH 505 V1</b>				
■ R 100	1000 GS Paris Dakar	247E	8/90-95	<b>MCH 546 V1</b>	MCH 911			
■ R 100	1000 R	247	92-95	<b>MCH 549 V1</b>	MCH 911			
■ R 100	1000 R Mystik	247	94-95	<b>MCH 519 V1</b>	MCH 911			
■ R 100	1000 RS		76-80	<b>MCH 522 V2</b>		<b>MCH 515 H1</b>		
■ R 100	1000 RS	247	81-84	<b>MCH 525 V3</b>	MCH 911	<b>MCH 515 H1</b>		
■ R 100	1000 RS	247	85-86	<b>MCH 530 V2</b>	MCH 911			
■ R 100	1000 RS	247	87-92	<b>MCH 515 V2</b>	MCH 911			
■ R 100	1000 RT	247	81-84	<b>MCH 520 V3</b>	MCH 911	<b>MCH 515 H1</b>		
■ R 100	1000 RT	247	9/86-95	<b>MCH 515 V2</b>	MCH 911			
■ R 100	1000 S	247	76-80	<b>MCH 502 V2</b>		<b>MCH 515 H1</b>		
■ R 100	1000 T		76-80	<b>MCH 502 V2</b>				
■ K	1100 RS ABS	100	93-99	☹	MCH 911	<b>MCH 560 H1</b>	MCH 911	
■ K	1100 LT	100	92-99	<b>MCH 548 V3</b>	MCH 911	<b>MCH 511 H1</b>	MCH 911	
■ K	1100 LT ABS	100	93-99	<b>MCH 560 V4</b>	MCH 911	<b>MCH 560 H1</b>	MCH 911	
■ K	1100 RS	100	93-99	<b>MCH 511 V3</b>	MCH 911	<b>MCH 511 H1</b>	MCH 911	
■ R	1100 GS	259	94-99	<b>MCH 512 V3</b>	MCH 911	<b>MCH 512 H1</b>	MCH 911	
■ R	1100 GS ABS	259	94-99	<b>MCH 540 V4</b>	MCH 911	<b>MCH 512 H1</b>	MCH 911	
■ R	1100 R	259	94-00	<b>MCH 524 V2</b>	++	MCH 911	<b>MCH 512 H1</b>	MCH 911
■ R	1100 R ABS	259	94-00	<b>MCH 542 V4</b>	MCH 911	<b>MCH 512 H1</b>	MCH 911	
■ R	1100 RS	259	93-01	<b>MCH 523 V3</b>	MCH 911	<b>MCH 523 H1</b>	MCH 911	
■ R	1100 RS ABS	259	93-01	<b>MCH 541 V4</b>	MCH 911	<b>MCH 523 H1</b>	MCH 911	
■ R	1100 RT ABS		96-01	<b>MCH 573 V4</b>	MCH 911	<b>MCH 573 H1</b>	MCH 911	
■ R	1100 S	R2S	98-00	<b>MCH 543 V3</b>	MCH 911	<b>MCH 543 H1</b>	MCH 911	
■ R	1100 S	R2S, R11S	01-03	<b>MCH 571 V3</b>	MCH 911	<b>MCH 543 H1</b>	MCH 911	
■ R	1100 S ABS	R2S, R11S	98-00	<b>MCH 544 V4</b>	MCH 911	<b>MCH 543 H1</b>	MCH 911	
■ R	1100 S Boxer Cup		04-	☹	MCH 911	☹	MCH 911	
■ R	1150 GS	R21	99-02	<b>MCH 563 V3</b>	MCH 911	<b>MCH 563 H1</b>	MCH 911	
■ R	1150 GS ABS	R21	99-01	<b>MCH 564 V4</b>	MCH 911	<b>MCH 563 H1</b>	MCH 911	
■ R	1150 R ABS	R21	01-	<b>MCH 572 V4</b>	MCH 911	<b>MCH 572 H1</b>	MCH 911	
■ R	1150 GS 2 Sparks		03-04	☹	MCH 911	☹	MCH 911	
■ K	1200 RS ABS	589	97-01	<b>MCH 547 V4</b>	MCH 911	<b>MCH 547 H2</b>	MCH 911	
■ R	1200 C	259C	97-02	<b>MCH 539 V4</b>	MCH 911	<b>MCH 535 H1</b>	MCH 911	
■ R	1200 C Hochlenker	259C	97-02	<b>MCH 535 V4</b>	MCH 911	<b>MCH 535 H1</b>	MCH 911	

Cagiva

■	125 Mito		91-92	<b>MCH 830 V1</b>	MCH 911	<b>MCH 830 H1</b>		
■	125 Mito 2		93-94	<b>MCH 830 V1</b>	MCH 911	<b>MCH 830 H1</b>		
■	125 Mito EVO		95-07	<b>MCH 830 V1</b>	MCH 911	<b>MCH 830 H1</b>		





## →CAGIVA

■	125 Raptor		05-			MCH 911	<b>MCH 830 H1</b>	
	125 Super City		93-98	<b>MCH 832 V1</b>		MCH 911		
W 8	125		92-94			MCH 911	<b>MCH 145 H1</b>	MCH 911
	350 Allazzurra		85-86				<b>MCH 139 H1</b>	MCH 911
W 12	350		94-95	<b>MCH 837 V1</b>		MCH 911	<b>MCH 837 H1</b>	MCH 911
	600 River		96-98	<b>MCH 836 V1</b>		MCH 911	<b>MCH 836 H1</b>	MCH 911
■	600 Canyon	5G	96-97	<b>MCH 424 V1</b>		MCH 911	<b>MCH 424 H1</b>	MCH 911
W 16	600	5G	94-96	<b>MCH 837 V1</b>		MCH 911	<b>MCH 837 H1</b>	MCH 911
	650 Allazzurra		85-86				<b>MCH 139 H1</b>	MCH 911
	650 Elefant		85-87	<b>MCH 835 V1</b>		MCH 911		
	750 Elefant		87-91	<b>MCH 835 V1</b>		MCH 911		
■	750 Elefant		94-97	<b>MCH 834 V1</b>		MCH 911	<b>MCH 834 H1</b>	MCH 911
	900 Elefant I.E		90-92	<b>MCH 834 V1</b>		MCH 911		
■	900 Elefant AC		93-96	<b>MCH 833 V3</b>		MCH 911	<b>MCH 834 H1</b>	MCH 911

## Daelim

■	125 Roadwin		03-07	<b>MCH 382 V1</b>				
■	VC 125 Advance	VS125	95-97	<b>MCH 415 V1</b>				
■	VL 125 Daystar		00-07	<b>MCH 168 V1</b>				

## Derbi

■	50	Senda (H)	94-98	<b>MCH 170 V1</b>				
---	----	-----------	-------	-------------------	--	--	--	--

## Ducati

	400 SS		93-95	<b>MCH 400 V1</b>		MCH 911	<b>MCH 606 H1</b>	MCH 911
	500 Pantah		80-84	<b>MCH 601 V3</b>		MCH 911	<b>MCH 340 H1</b>	MCH 911
	600 Pantah		80-84	<b>MCH 601 V3</b>		MCH 911	<b>MCH 340 H1</b>	MCH 911
■	600 Monster	M	94-99	<b>MCH 608 V1</b>		MCH 911	<b>MCH 602 H1</b>	MCH 911
■	600 SS		94-98	<b>MCH 400 V1</b>		MCH 911	<b>MCH 606 H1</b>	MCH 911
■	748 Biposto	748	95-97	<b>MCH 610 V3</b>		MCH 911	<b>MCH 610 H1</b>	MCH 911
	750 F1		87-88	<b>MCH 603 V3</b>		MCH 911		
■	750 Monster	M	96-97	<b>MCH 608 V1</b>		MCH 911	<b>MCH 602 H1</b>	MCH 911
■	750 Monster	M	98-00	<b>MCH 600 V3</b>		MCH 911	<b>MCH 602 H1</b>	MCH 911
■	750 SS	S	91-94	<b>MCH 400 V1</b>		MCH 911	<b>MCH 606 H1</b>	MCH 911
■	750 SS Doppelscheibe	S	92-97	<b>MCH 605 V2</b>	++	MCH 911	<b>MCH 606 H1</b>	MCH 911
	750 Sport		88-90			MCH 911	<b>MCH 124 H1</b>	MCH 911
	851 Strada		87-92	<b>MCH 606 V2</b>	++	MCH 911	<b>MCH 606 H1</b>	MCH 911
	888 S.P. 5	S	93-94	<b>MCH 606 V2</b>	++	MCH 911	<b>MCH 601 H1</b>	MCH 911
	888 Strada	S	91-94	<b>MCH 606 V2</b>	++	MCH 911	<b>MCH 606 H1</b>	MCH 911
	900 S2 Desmo	S	83-	<b>MCH 602 V3</b>		MCH 911	<b>MCH 142 H1</b>	MCH 911
	900 SS	S	90	<b>MCH 604 V3</b>		MCH 911	<b>MCH 604 H1</b>	MCH 911
	900 SS/Repl.	S	-89	<b>MCH 603 V3</b>		MCH 911	<b>MCH 142 H1</b>	MCH 911
■	900 Monster	M	93-97	<b>MCH 600 V3</b>		MCH 911	<b>MCH 602 H1</b>	MCH 911
■	900 SS	S	91-97	<b>MCH 605 V2</b>	++	MCH 911	<b>MCH 606 H1</b>	MCH 911
■	900 Superlight		93-97	<b>MCH 605 V2</b>	++	MCH 911	<b>MCH 602 H1</b>	MCH 911
	900 Monster I.E.		00-02			MCH 911	<b>MCH 602 H1</b>	MCH 911
	900 SS		98-			MCH 911		
	907 I.E.		91-93	<b>MCH 611 V3</b>		MCH 911	<b>MCH 611 H1</b>	MCH 911
■	916 Biposto	916	94-97	<b>MCH 610 V3</b>		MCH 911	<b>MCH 610 H1</b>	MCH 911
■	944 ST 2	S1	97-00	<b>MCH 612 V3</b>		MCH 911	<b>MCH 470 H1</b>	MCH 911
■	944 ST4	S2	99-04	<b>MCH 612 V3</b>		MCH 911	<b>MCH 470 H1</b>	MCH 911
	996 Biposto		99-00			MCH 911	<b>MCH 610 H1</b>	MCH 911
	1000 Mike Hailwood	MH	84-86	<b>MCH 603 V3</b>		MCH 911	<b>MCH 142 H1</b>	MCH 911

## Gilera

■	FX 125 Runner	MO 7	98	<b>MCH 538 V1</b>		MCH 911		
■	FX 125 Runner SP	MO 7	99-	<b>MCH 838 V1</b>		MCH 911		
■	FXR 180 Runner	MO 8	98	<b>MCH 538 V1</b>		MCH 911		
■	FXR 180 Runner SP	MO 8	99-	<b>MCH 838 V1</b>		MCH 911		
■	500 Saturno		91-	<b>MCH 830 V1</b>		MCH 911		MCH 911

## Harley-Davidson

	FXEF 883		84-85	<b>MCH 732 V1</b>				
	XL 883 Sporster Custom	53C	01-03	<b>MCH 730 V1</b>		MCH 931	MCH 941	
	XLH 883 Sportster		85-03	<b>MCH 730 V1</b>				
	XLH 1100 Sportster		84-87	<b>MCH 732 V1</b>				
■	1130 V-Rod		02-06	<b>MCH 738 V3</b>				
	XLH 1200 Sporster Custom		96-03	<b>MCH 730 V1</b>		MCH 931	MCH 941	
	XLH 1200 Sportster		87-95	<b>MCH 737 V1C</b>				
	FLST 1340		86-90	<b>MCH 731 V1</b>				
■	FLST 1340 Fat Boy		90-00	<b>MCH 731 V1</b>				
	FLSTC 1340 H. Softail Classic		86-89	<b>MCH 731 V1</b>				





→ HONDA

■ CB	400 N	CB400N	78-82	<b>MCH 101 V3</b>		MCH 901			
■ CB	400 Twin	CB400T	79-81	<b>MCH 513 V1</b>		MCH 901			
	CB-1	400 F	NC27	89-	<b>MCH 164 V1</b>		MCH 901	<b>MCH 168 H1</b>	MCH 901
	CBR	400 RR	NC29	91-96	<b>MCH 161 V2</b>	++	MCH 901	<b>MCH 423 H1</b>	MCH 901
■ CM	400 T	NC01	80-84	<b>MCH 102 V1</b>		MCH 901			
■ NSR	400 R	NC19	85-	<b>MCH 449 V3</b>	MCH 951	MCH 901		<b>MCH 340 H1</b>	MCH 901
	RVF	400	NC35	94-97	<b>MCH 161 V2</b>	++	MCH 901		MCH 901
	VFR	400 R	NC30	91-	<b>MCH 167 V2</b>	++	MCH 901	<b>MCH 167 H1</b>	MCH 901
■ CB	450 N	PC14	85-	<b>MCH 157 V3</b>	MCH 951	MCH 901			
■ CB	450 S	PC17	87-89	<b>MCH 104 V3</b>	MCH 951	MCH 901			
	CRF	450	PE05	02-08	<b>MCH 191 V1</b>				
■ CB	500	PC26	94-96	<b>MCH 133 V1</b>		MCH 901			
■ CB	500	PC32	97-03	<b>MCH 133 V1</b>		MCH 911		<b>MCH 133 H1</b>	MCH 911
■ CB	500 Four	CB500	77-	<b>MCH 105 V2</b>		MCH 901			
■ CB	500 S	PC32	98-03	<b>MCH 133 V1</b>		MCH 911		<b>MCH 133 H1</b>	MCH 911
	CR	500	PE02	92-94	<b>MCH 181 V1</b>				
	CR	500	PE02	95-01	<b>MCH 191 V1</b>			<b>MCH 191 H1</b>	
	CR	500 R	PE02	89-91	<b>MCH 165 V1</b>		MCH 901		
■ CX	500	CX500	79-82	<b>MCH 110 V3</b>		MCH 901			
■ CX	500 C	PC01	80-84	<b>MCH 442 V3</b>		MCH 901			
■ CX	500 E	PC06	82-86	<b>MCH 163 V3</b>				<b>MCH 163 H1</b>	MCH 901
■ CX	500 TC	PC03	82-85	<b>MCH 158 V3</b>	MCH 951	MCH 901		<b>MCH 163 H1</b>	MCH 901
■ FT	500 C	PC07	82-84	<b>MCH 185 V1</b>		MCH 901			
	GB	500 Clubmann	PC16	92-	<b>MCH 200 V1</b>		MCH 901		
■ GL	500 D	PC02	82-85	<b>MCH 160 V3</b>	MCH 951	MCH 901			
■ VF	500 F2	PC12	84-	<b>MCH 421 V3</b>	MCH 951	MCH 901		<b>MCH 219 H1</b>	MCH 901
■ VT	500 C	PC08	83-	<b>MCH 358 V1</b>		MCH 901			
■ VT	500 E	PC11	83-85	<b>MCH 415 V1</b>		MCH 901			
■ XBR	500 S	PC15	85-90	<b>MCH 107 V1</b>		MCH 901			
	CB	550 F	79-80	<b>MCH 183 V2</b>					
■ CB	550 K3		77-79	<b>MCH 183 V2</b>		MCH 901			
■ CBX	550 F	PC04	82-85	<b>MCH 116 V3</b>	MCH 951	MCH 901		<b>MCH 116 H1</b>	MCH 901
■ CB	600 Hornet	PC34/34A	98-01	<b>MCH 469 V2</b>	++	MCH 901		<b>MCH 469 H1</b>	MCH 901
■ CB	600 Hornet	PC36	02-06	<b>MCH 197 V2</b>	++	MCH 901		<b>MCH 197 H1</b>	MCH 901
■ CB	600 Hornet	PC 41	07-10	<b>MCH 469 V2</b>	++	MCH 901		<b>MCH 133 H1</b>	MCH 901
■ CB	600 Hornet ABS	PC 41	07-10	<b>MCH 856 V4</b>				<b>MCH 856 H2</b>	MCH 901
■ CBF	600	PC38	04-07	<b>MCH 818 V2</b>	++	MCH 901		<b>MCH 818 H1</b>	MCH 901
	CBF	600	08-						
■ CBF	600 ABS	PC38	04-07	<b>MCH 819 V3</b>	++	MCH 901		<b>MCH 819 H2</b>	MCH 901
	CBF	600 ABS	08-						
■ CBR	600 F	PC19	87-88	<b>MCH 155 V3</b>	MCH 951	MCH 901		<b>MCH 113 H1</b>	MCH 901
■ CBR	600 F	PC23	89-90	<b>MCH 155 V3</b>	MCH 951	MCH 901		<b>MCH 155 H1</b>	MCH 901
■ CBR	600 F	PC25	91-94	<b>MCH 162 V2</b>	++	MCH 901		<b>MCH 139 H1</b>	MCH 901
■ CBR	600 F	PC31	95-98	<b>MCH 469 V2</b>	++	MCH 901		<b>MCH 139 H1</b>	MCH 901
■ CBR	600 F	PC35	99-06	<b>MCH 186 V2</b>	++	MCH 901		<b>MCH 186 H1</b>	MCH 901
■ CBR	600 RR	PC37	03-04	<b>MCH 198 V2</b>	++	MCH 901		<b>MCH 198 H1</b>	MCH 901
■ CBR	600 RR	PC37	05-06	<b>MCH 817 V2</b>	++	MCH 901		<b>MCH 198 H1</b>	MCH 901
■ CBR	600 RR	PC40	07-08	<b>MCH 829 V2</b>	++	MCH 901		<b>MCH 829 H1</b>	MCH 901
■ CBR	600 RR ABS	PC40	09-	<b>MCH 863 V3</b>	++	MCH 901		<b>MCH 863 H2</b>	MCH 901
■ VT	600 C	PC21	88-97	<b>MCH 156 V1</b>		MCH 901			
■ VT	600 C	PC21	98-00	<b>MCH 185 V1</b>		MCH 901			
■ XL	600 LM	PD04	85-86	<b>MCH 111 V1</b>		MCH 901			
■ XL	600 RM	PD04	85-86	<b>MCH 111 V1</b>		MCH 901			
■ XL	600 V Transalp	PD06	87-90	<b>MCH 112 V1</b>		MCH 901		<b>MCH 165 H1</b>	MCH 901
■ XL	600 V Transalp	PD06	91-96	<b>MCH 168 V1</b>		MCH 901		<b>MCH 166 H1</b>	MCH 901
■ XL	600 V Transalp	PD10	97-99	<b>MCH 139 V2</b>	++			<b>MCH 166 H1</b>	
■ XL	600 V Transalp	PD10	99	<b>MCH 139 V2</b>	++			<b>MCH 161 H1</b>	
	XR	600 R	PE04	85-87	<b>MCH 114 V1</b>		MCH 901		
	XR	600 R	PE04	88-90	<b>MCH 166 V1</b>		MCH 901		
	XR	600 R	PE04	91-00	<b>MCH 166 V1</b>		MCH 901	<b>MCH 272 H1</b>	MCH 901
■ CB	650	RC03	79-81	<b>MCH 142 V3</b>	MCH 951	MCH 901			
■ CB	650 C	RC05	80-84	<b>MCH 118 V3</b>	MCH 951	MCH 901			
■ CBX	650 E	RC13	83-	<b>MCH 117 V3</b>	MCH 951	MCH 901			
■ CX	650 C	RC11	83-85	<b>MCH 442 V3</b>	MCH 951	MCH 901			
■ CX	650 E	RC12	83-85	<b>MCH 163 V3</b>	MCH 951	MCH 901		<b>MCH 163 H1</b>	MCH 901
■ FMX	650	RD12	05-07	<b>MCH 820 V1</b>		MCH 901		<b>MCH 820 H1</b>	MCH 901
■ FX	650 Vigor	RD09	99-00	<b>MCH 185 V1</b>		MCH 911		<b>MCH 185 H1</b>	MCH 911
	NT	650 Hawk	RC31	92-	<b>MCH 107 V1</b>		MCH 901		
	NTV	650 V Deauville	RC47	02-04				<b>MCH 212 H1</b>	MCH 901
■ NTV	650 V Deauville	RC47	98-01	<b>MCH 184 V2</b>	++	MCH 911		<b>MCH 212 H1</b>	MCH 901
■ NTV	650 Revere	RC33	88-97	<b>MCH 115 V1</b>		MCH 901		<b>MCH 210 H1</b>	MCH 901





→ HONDA

■ NX	650 Dominator	RD02	88-96	<b>MCH 417 V1</b>		MCH 901	<b>MCH 438 H1</b>	MCH 901
■ NX	650 Dominator	RD08	97-99	<b>MCH 834 V1</b>		MCH 911	<b>MCH 101 H1</b>	
■ SLR	650	RD09	97-98	<b>MCH 168 V1</b>		MCH 911	<b>MCH 133 H1</b>	MCH 911
■ XL	650 V Transalp	RD10, RD11	00-07	<b>MCH 154 V2</b>	++	MCH 921	<b>MCH 161 H1</b>	MCH 921
XR	650 R	RE01	00-07				<b>MCH 133 H1</b>	MCH 901
■ XRV	650 Afrika Twin	RD03	88-90	<b>MCH 174 V1</b>		MCH 901	<b>MCH 161 H1</b>	MCH 901
VF	700 C, Magna		84-	<b>MCH 151 V3</b>				
CB	750 Four	CB750	76-80	<b>MCH 126 V3</b>	MCH 951	MCH 901		
■ CB	750 C	RC06	80-	<b>MCH 151 V3</b>		MCH 901		
■ CB	750 F	RC04	80-83	<b>MCH 124 V3</b>	MCH 951	MCH 901	<b>MCH 124 H1</b>	MCH 901
■ CB	750 F1	CB750G	76-78	<b>MCH 105 V2</b>		MCH 901		
■ CB	750 F2	CB750G	78-81	<b>MCH 421 V3</b>		MCH 901	<b>MCH 340 H1</b>	MCH 901
■ CB	750 K	RC 01	78-80	<b>MCH 138 V3</b>	MCH 951	MCH 901		
■ CB	750 K2-K7	CB750K	72-77	<b>MCH 129 V2</b>		MCH 901		
■ CB	750 Seven Fifty	RC42	92-98	<b>MCH 169 V3</b>	MCH 951	MCH 901	<b>MCH 153 H1</b>	MCH 901
■ CB	750 Seven Fifty	RC42	99-03	<b>MCH 169 V3</b>	MCH 951	MCH 901	<b>MCH 800 H1</b>	MCH 901
■ CBX	750 F	RC17	84-87	<b>MCH 121 V3</b>	MCH 951	MCH 901	<b>MCH 120 H1</b>	MCH 901
RVF	750 R	RC45	94-97	<b>MCH 173 V2</b>	++	MCH 901	<b>MCH 173 H1</b>	MCH 901
■ VF	750 C	RC09	83-88	<b>MCH 123 V3</b>	MCH 951	MCH 901		
■ VF	750 C	RC43	93-98	<b>MCH 168 V1</b>		MCH 901		
■ VF	750 F	RC15	83-86	<b>MCH 121 V3</b>	MCH 951	MCH 901	<b>MCH 120 H1</b>	MCH 901
VF	750 S	RC07	84-			MCH 901		
VFR	750 R	RC30	88-	<b>MCH 130 V2</b>	++	MCH 901	<b>MCH 130 H1</b>	MCH 901
■ VFR	750 F	RC24	86-87	<b>MCH 132 V3</b>	MCH 951	MCH 901	<b>MCH 121 H1</b>	MCH 901
■ VFR	750 F	RC24	88-89	<b>MCH 131 V2</b>	++	MCH 901	<b>MCH 340 H1</b>	MCH 901
■ VFR	750 F	RC36	90-97	<b>MCH 153 V2</b>	++	MCH 901	<b>MCH 153 H1</b>	MCH 901
■ VT	750 Black Widow	RC48	00-03	<b>MCH 156 V1</b>		MCH 901		
■ VT	750 C	RC29	87-	<b>MCH 556 V1</b>		MCH 901		
■ VT	750 C2	RC44	97-01	<b>MCH 152 V1</b>		MCH 901		
VT	750 Shadow		04-07					
VT	750 Shadow Spirit	RC53	07-					
VT	750 Shadow	RC50	08-					
■ XLV	750 R	RD01	85-87	<b>MCH 174 V1</b>		MCH 901		
■ XRV	750 Africa Twin	RD04	89-92	<b>MCH 154 V2</b>	++	MCH 901	<b>MCH 161 H1</b>	MCH 901
■ XRV	750 Africa Twin	RD07	93-98	<b>MCH 154 V2</b>	++	MCH 901	<b>MCH 161 H1</b>	MCH 901
■ XRV	750 Africa Twin	RD07	99-03	<b>MCH 154 V2</b>	++	MCH 901	<b>MCH 153 H1</b>	MCH 901
PC	800	RC34	89-98					
■ VFR	800	RD46	98-02	<b>MCH 816 V8</b>		MCH 901	<b>MCH 816 H2</b>	MCH 901
■ CB	900 F	SC01	79-81	<b>MCH 138 V3</b>	MCH 951	MCH 901	<b>MCH 340 H1</b>	MCH 901
■ CB	900 F, F2	SC09	82-84	<b>MCH 137 V3</b>	MCH 951	MCH 901	<b>MCH 124 H1</b>	MCH 901
■ CB	900 Hornet	SC48	02-05	<b>MCH 193 V2</b>	++	MCH 901	<b>MCH 193 H1</b>	MCH 901
■ CBR	900 RR	SC28	92-95	<b>MCH 171 V2</b>	++	MCH 901	<b>MCH 233 H1</b>	MCH 901
■ CBR	900 RR	SC33	96-97	<b>MCH 176 V2</b>	++	MCH 901	<b>MCH 142 H1</b>	MCH 901
■ CBR	900 RR	SC33D	98-99	<b>MCH 176 V2</b>	++	MCH 901	<b>MCH 142 H1</b>	MCH 901
■ CBR	900 RR	SC44	00-01	<b>MCH 189 V2</b>	++	MCH 901	<b>MCH 272 H1</b>	MCH 901
■ CBR	954 RR Fireblade	SC50	02-03	<b>MCH 195 V2</b>	++	MCH 901	<b>MCH 195 H1</b>	MCH 901
■ CB	1000 R	SC60	08-10	<b>MCH 853 V2</b>	++	MCH 901	<b>MCH 853 H1</b>	MCH 901
■ CB	1000 R ABS	SC60	08-10	<b>MCH 866 V4</b>	++	MCH 901	<b>MCH 866 H2</b>	MCH 901
■ CB	1000 Super Four	SC30	92-96	<b>MCH 172 V3</b>	MCH 951	MCH 901	<b>MCH 212 H1</b>	MCH 901
■ CBF	1000 ABS	SC58	06-10	<b>MCH 826 V4</b>	++	MCH 901	<b>MCH 826 H2</b>	MCH 901
■ CBR	1000 F	SC21	87-89	<b>MCH 131 V2</b>	++	MCH 901	<b>MCH 139 H1</b>	MCH 901
■ CBR	1000 F	SC24	90-92	<b>MCH 153 V2</b>	++	MCH 901	<b>MCH 139 H1</b>	MCH 901
CBR	1000 F Dual CBS	SC24	93-					
■ CBR	1000 RR Fireblade	SC57	04-05	<b>MCH 108 V2</b>	++	MCH 901	<b>MCH 108 H1</b>	MCH 901
■ CBR	1000 RR Fireblade	SC57	06-07	<b>MCH 108 V2</b>	++	MCH 901	<b>MCH 388 H1</b>	MCH 901
■ CBR	1000 RR	SC59	08-11	<b>MCH 840 V2</b>	++	MCH 901	<b>MCH 840 H1</b>	MCH 901
■ CBR	1000 RR ABS	SC59	09-11	<b>MCH 877 V3</b>		MCH 901	<b>MCH 877 H2</b>	MCH 901
■ CBX	1000	SC06	81-82	<b>MCH 143 V3</b>	MCH 951	MCH 901	<b>MCH 143 H1</b>	MCH 901
■ GL	1000 K1-K3 Flachlenker	GL1, GL2	75-81	<b>MCH 217 V3</b>		MCH 901	<b>MCH 148 H1</b>	
■ GL	1000 K1-K3 Hochlenker	GL1, GL2	75-81	<b>MCH 140 V3</b>		MCH 901	<b>MCH 148 H1</b>	
■ VF	1000 F,F2	SC15	84-85	<b>MCH 141 V3</b>	MCH 951	MCH 901	<b>MCH 121 H1</b>	MCH 901
■ VF	1000 R	SC16	84-86		MCH 951	MCH 901	<b>MCH 142 H1</b>	MCH 901
■ VTR	1000 Firestorm	SC36	97-06	<b>MCH 175 V2</b>	++	MCH 901	<b>MCH 175 H1</b>	MCH 901
■ VTR	1000 SP-1	SC45	00-01	<b>MCH 188 V2</b>	++	MCH 901	<b>MCH 113 H1</b>	
■ VTR	1000 SP2	SC45	02-05	<b>MCH 194 V2</b>	++	MCH 901	<b>MCH 194 H1</b>	MCH 901
■ XL	1000 Varadero	SD01, SD02	99-03	<b>MCH 199 V6</b>		MCH 901	<b>MCH 199 H2</b>	MCH 901
■ XL	1000 Varadero	ABS	04-07					
■ CB	1100 F	SC11	83-85	<b>MCH 146 V3</b>	MCH 951	MCH 901	<b>MCH 340 H1</b>	MCH 901
■ CB	1100 R	SC08	82-83	<b>MCH 147 V3</b>	MCH 951	MCH 901	<b>MCH 359 H1</b>	MCH 901
■ CB	1100 X-Eleven	SC42	00-03	<b>MCH 190 V10</b>				
■ CBR	1100 XX	SC35	97-06	<b>MCH 192 V10</b>		MCH 901		





## → HONDA

■ GL	1100	SC02	79-85	<b>MCH 148 V3</b>	MCH 951	MCH 901	<b>MCH 210 H1</b>	MCH 901
■ ST	1100 Pan European	SC26	90-98	<b>MCH 159 V2</b>	++	MCH 901	<b>MCH 166 H1</b>	MCH 901
■ ST	1100 Pan European	SC26	99-01	<b>MCH 103 V3</b>				
■ VF	1100 C	SC12	83-86	<b>MCH 145 V3</b>	MCH 951	MCH 901	<b>MCH 145 H1</b>	MCH 901
VF	1100 S		84-85		MCH 901		<b>MCH 837 H1</b>	MCH 901
■ VT	1100 C	SC23	85-89	<b>MCH 168 V1</b>		MCH 901		
■ VT	1100 C	SC23	94	<b>MCH 168 V1</b>		MCH 901		
■ VT	1100 C2	SC32	95-99	<b>MCH 106 V1</b>		MCH 901	<b>MCH 106 H1</b>	MCH 901
■ VT	1100 C3	SC39	98-03	<b>MCH 187 V1</b>			<b>MCH 106 H1</b>	
■ GL	1200 D Integralbremse	SC14	84-	<b>MCH 180 V4</b>				
CB	1300 X-4	SC38	97-	<b>MCH 179 V2</b>	++	MCH 901	<b>MCH 233 H1</b>	MCH 901
■ CB	1300 R	SC54	02-05	<b>MCH 815 V2</b>	++	MCH 901	<b>MCH 815 H1</b>	MCH 901
CB	1300 R ABS	SC54	04-					
■ CB	1300 S ABS		05-09	<b>MCH 846 V3</b>	++	MCH 901	<b>MCH 846 H2</b>	MCH 901
VT	1300 CX		10-	<b>MCH 878 V1</b>		MCH 901		
■ VTX	1300 S	SC52	03-07	<b>MCH 814 V1</b>		MCH 901		
■ VT	1300 CX		10-	<b>MCH 878 V1</b>	MCH 901			
■ GL	1500	SC22	91-97	<b>MCH 177 V4</b>				
■ GL	1520 F6C Valkyrie	SC34B	97-02	<b>MCH 150 V2</b>	++	MCH 901	<b>MCH 150 H1</b>	MCH 901

## Husqvarna

CR	125		96-04	<b>MCH 114 V1</b>		MCH 911		
SM	450 R		04-	<b>MCH 191 V1</b>				
SM	570 R		04-					
TE	610 IE		08-				MCH 114 H1	MCH 901

## Hyosung

■	125 Cruise I, II	GA125	95-98	<b>MCH 358 V1</b>				
■	125 Cruise II Classic	GA125	99-00	<b>MCH 168 V1</b>				
■ GF	125	GF125	98-	<b>MCH 462 V1</b>				
■ GS	125	GS125	97-99	<b>MCH 804 V1</b>				
■ GT	125 Naked		03-09	<b>MCH 75 BC</b>				
■ GT	125 R		07-	<b>MCH 75 BC</b>				
■ GV	125 Aquila		00-07	<b>MCH 239 V1</b>				
■ XRX	125 Offroad	RX125	99-02	<b>MCH 718 V1</b>				
■ GV	250 Aquila	GV250	00-	<b>MCH 152 V1</b>				
■ GT	650 Naked		03-05				<b>MCH 333 H1</b>	

## Kawasaki

KX	80		91-00			MCH 901	<b>MCH 139 H1</b>	MCH 901
KX	85		01-10			MCH 901	<b>MCH 139 H1</b>	MCH 901
■ KMX	125	MX125A, MX125B	85-02	<b>MCH 361 V1</b>		MCH 901	<b>MCH 450 H1</b>	MCH 901
■ ZL	125 Eliminator	BN125A	97-03	<b>MCH 378 V1</b>		MCH 901		
■ KMX	200	MX200	88-89	<b>MCH 361 V1</b>		MCH 901	<b>MCH 450 H1</b>	MCH 901
■ BJ	250 Estrella	BJ250A	94-97	<b>MCH 261 V1</b>		MCH 901	<b>MCH 450 H1</b>	MCH 901
■ EL	250 Eliminator	EL250B/E	88-95	<b>MCH 355 V1</b>		MCH 901		
■	250 Ninja R		08-09	<b>MCH 854 V1</b>		MCH 901	<b>MCH 352 H1</b>	MCH 901
■ KH	250	KH250B	76-77	<b>MCH 105 V2</b>		MCH 901		
■ KLR	250	KL250D	84-90	<b>MCH 230 V1</b>		MCH 901		
■ KLX	250 M		09-	<b>MCH 855 V1</b>		MCH 901	<b>MCH 855 H1</b>	MCH 901
KX	250		04	<b>MCH 181 V1</b>		MCH 901		
KX	250 F		06	<b>MCH 191 V1</b>		MCH 901		
■ EL	252	EL250F	96-03	<b>MCH 355 V1</b>		MCH 901		
■ GPZ	305	EX305A	84-89	<b>MCH 356 V3</b>		MCH 901		
■ GPZ	400 R	ZX400A	85-	<b>MCH 363 V3</b>		MCH 901	<b>MCH 423 H1</b>	MCH 901
KFX	400		05-					
KH	400	S3F	76-77	<b>MCH 105 V2</b>		MCH 901		
■ Z	400	KZ400J	81-82	<b>MCH 300 V3</b>				
ZRX	400			<b>MCH 449 V3</b>		MCH 901		
■ ZXR	400	ZX400L	90-01	<b>MCH 364 V3</b>	MCH 951	MCH 901	<b>MCH 371 H1</b>	MCH 901
■ Z	440 LTD	KZ440A	80-84	<b>MCH 263 V1</b>		MCH 901		
■ Z	450 LTD	EN450A	85-89	<b>MCH 431 V1</b>		MCH 901		
■ EN	500	EN500A/B	90-95	<b>MCH 365 V1</b>		MCH 901		
■ EN	500	EN500C	96-03	<b>MCH 358 V1</b>		MCH 901		
■ ER-5	500 Twister	ER500A/B	96-00	<b>MCH 382 V1</b>		MCH 901		
■ ER-5	500 Twister	ER500C/D	01-06	<b>MCH 382 V1</b>		MCH 901		
GPZ	500 S	EX500A	86-87	<b>MCH 302 V1</b>		MCH 901		
■ GPZ	500 S	EX500A	88-91	<b>MCH 354 V3</b>		MCH 901		
■ GPZ	500 S	EX500A	92-93	<b>MCH 309 V3</b>		MCH 901		
■ GPZ	500 S	EX500D	94-96	<b>MCH 339 V3</b>	MCH 951	MCH 901	<b>MCH 423 H1</b>	MCH 901
■ GPZ	500 S	EX500E	97-03	<b>MCH 339 V3</b>	MCH 951	MCH 901	<b>MCH 423 H1</b>	MCH 901



→ KAWASAKI

■ KLE 500	LE500A	91-07	<b>MCH 366 V1</b>		MCH 901	<b>MCH 374 H1</b>	MCH 901
KX 500		89-91	<b>MCH 367 V1</b>		MCH 901		
Z 550 F	KZ550B	83-85	<b>MCH 304 V3</b>				
Z 550 LTD	KZ550C	80-81	<b>MCH 311 V3</b>		MCH 901		
■ Z 550 GT	KZ550G	83-89	<b>MCH 303 V3</b>		MCH 901		
■ Z 550	KZ550B	80-83	<b>MCH 374 V3</b>			<b>MCH 139 H1</b>	MCH 901
■ Z 550 GP	KZ550D	81	<b>MCH 307 V5</b>			<b>MCH 334 H1</b>	MCH 901
■ Z 550 GP	KZ550H	82-83	<b>MCH 307 V5</b>			<b>MCH 334 H1</b>	MCH 901
■ ZR 550 Zephyr	ZR550B	91-99	<b>MCH 359 V3</b>	MCH 951	MCH 901	<b>MCH 359 H1</b>	MCH 901
■ GPX 600 R	ZX600C	88-90	<b>MCH 305 V3</b>		MCH 901		
■ GPX 600 R	ZX600C	94-96	<b>MCH 305 V3</b>		MCH 901	<b>MCH 450 H1</b>	MCH 901
■ GPX 600 R	ZX600C	97-00	<b>MCH 155 V3</b>	MCH 951	MCH 901	<b>MCH 450 H1</b>	MCH 901
■ GPZ 600 R	ZX600A	85-89	<b>MCH 341 V5</b>			<b>MCH 352 H1</b>	MCH 901
■ KLR 600	KL600A	84	<b>MCH 230 V1</b>		MCH 901		
■ KLR 600	KL600B	85-86	<b>MCH 230 V1</b>		MCH 901		
■ KLR 600	KL600B	87-89	<b>MCH 368 V1</b>		MCH 901		
■ ZL 600 Eliminator	KL600B	95-97	<b>MCH 378 V1</b>		MCH 901		
■ ZX-6R 600 Ninja	ZX600F	95-97	<b>MCH 377 V3</b>	MCH 951	MCH 901	<b>MCH 423 H1</b>	MCH 901
■ ZX-6R 600 Ninja	ZX600G	98-99	<b>MCH 314 V3</b>	MCH 951	MCH 901	<b>MCH 314 H1</b>	MCH 901
■ ZX-6R 600 Ninja	ZX600H	00-01	<b>MCH 385 V2</b>	++	MCH 901	<b>MCH 383 H1</b>	MCH 901
■ ZX-6R 600 Ninja	ZX600P	07-08	<b>MCH 839 V2</b>	MCH 951	MCH 901	<b>MCH 116 H1</b>	MCH 901
■ ZX-6R 600 Ninja	ZX600	09-	<b>MCH 859 V2</b>	MCH 951	MCH 901	<b>MCH 859 H1</b>	MCH 901
■ ZZR 600 D	ZX600D	90-92	<b>MCH 351 V3</b>	MCH 951	MCH 901	<b>MCH 423 H1</b>	MCH 901
■ ZZR 600 E	ZX600E	93-05	<b>MCH 351 V3</b>	MCH 951	MCH 901	<b>MCH 423 H1</b>	MCH 901
■ ZX-6R 636	ZX600A	02	<b>MCH 385 V2</b>	++	MCH 901	<b>MCH 383 H1</b>	MCH 901
■ ZX-6R 636	ZX636B	03-04	<b>MCH 388 V2</b>	MCH 951	MCH 901	<b>MCH 388 H1</b>	MCH 901
■ ZX-6R 636	ZX636C	05-06	<b>MCH 396 V2</b>	++	++	<b>MCH 193 H1</b>	MCH 901
■ ER-6 650 N	ER650A	05-08	<b>MCH 398 V2</b>	MCH 951	MCH 901	<b>MCH 398 H1</b>	MCH 901
■ ER-6 650 F	EX650A	06-08	<b>MCH 398 V2</b>	MCH 951	MCH 901	<b>MCH 398 H1</b>	MCH 901
■ ER-6 650 N, F ABS	EX650A	06-08	<b>MCH 847 V5</b>		MCH 901	<b>MCH 847 H2</b>	MCH 901
■ KLR 650	KL650A	87-88	<b>MCH 368 V1</b>		MCH 901	<b>MCH 145 H1</b>	MCH 901
■ KLR 650	KL650B	89-90	<b>MCH 369 V1</b>		MCH 901	<b>MCH 312 H1</b>	MCH 901
■ KLR 650	KL650B	91-92	<b>MCH 370 V1</b>		MCH 901	<b>MCH 312 H1</b>	MCH 901
■ KLR 650	KL650C	95-04	<b>MCH 230 V1</b>		MCH 901	<b>MCH 312 H1</b>	MCH 901
■ KLX 650	KLX650C	93-94	<b>MCH 376 V1</b>		MCH 901	<b>MCH 204 H1</b>	MCH 901
■ W 650	EJ650A	99-02	<b>MCH 463 V1</b>		MCH 901		
■ W 650 Flachlenker	EJ650A1	01-06	<b>MCH 107 V1</b>		MCH 901		
Z 650 Doppelscheibe	B	77-79	<b>MCH 330 V3</b>				
Z 650	KZ650D	79-80	<b>MCH 141 V3</b>			<b>MCH 312 H1</b>	MCH 901
Z 650	KZ650F	81-83	<b>MCH 342 V3</b>				
■ Z 650	KZ650C	78-79	<b>MCH 339 V3</b>			<b>MCH 312 H1</b>	MCH 901
KFX 700	SV700A	05-	☒				
■ GPX 750 Anti Dive	ZX750F	87-90	<b>MCH 319 V3</b>			<b>MCH 334 H1</b>	MCH 901
GPZ 750	ZX750A	83-85	<b>MCH 318 V5</b>			<b>MCH 233 H1</b>	MCH 901
GPZ 750 ohne Anti Dive	ZX750A	85-	<b>MCH 324 V3</b>			<b>MCH 340 H1</b>	MCH 901
■ GPZ 750 R, Ninja mit Anti Dive	ZX750G	85-	<b>MCH 317 V5</b>		MCH 901	<b>MCH 334 H1</b>	MCH 901
H2 750		72-73	☒				
■ VN 750	VN750A	86-89	<b>MCH 375 V3</b>	MCH 951	MCH 901		
■ VN 750	VN750A	93-95	<b>MCH 375 V3</b>		MCH 901		
■ Z 750	KZ750E	80-82	<b>MCH 325 V3</b>		MCH 901	<b>MCH 438 H1</b>	MCH 901
■ Z 750	ZR750J	04-06	<b>MCH 392 V2</b>	MCH 951	MCH 901	<b>MCH 389 H1</b>	MCH 901
■ Z 750 S	ZR750J	05-06	<b>MCH 397 V2</b>	MCH 951	MCH 901	<b>MCH 389 H1</b>	MCH 901
■ Z 750 ABS		07-09	<b>MCH 867 V3</b>				
■ Z 750 GT	KZ750E	82-	<b>MCH 313 V3</b>			<b>MCH 338 H1</b>	MCH 901
■ Z 750 LTD	KZ750H	81-82	<b>MCH 316 V3</b>		MCH 901		
■ Z 750 LTD	KZ750K	83-86	<b>MCH 316 V3</b>		MCH 901		
Z 750 B3		78	☒				
■ ZR 750 Zephyr	ZR750C	91-95	<b>MCH 359 V3</b>	MCH 951	MCH 901	<b>MCH 359 H1</b>	MCH 901
■ ZR 750 Zephyr	ZR750D	96-98	<b>MCH 359 V3</b>	MCH 951	MCH 901	<b>MCH 359 H1</b>	MCH 901
■ ZR-7 750	ZR750F	99-03	<b>MCH 343 V3</b>	MCH 951	MCH 901	<b>MCH 470 H1</b>	MCH 901
■ ZR-7S 750	ZR750F	01-03	<b>MCH 343 V3</b>	MCH 951	MCH 901	<b>MCH 470 H1</b>	MCH 901
■ ZX 750	ZX750E	84-85	<b>MCH 321 V5</b>	MCH 951	MCH 901	<b>MCH 233 H1</b>	MCH 901
■ ZX-7R 750 Ninja	ZX750N	96-02	<b>MCH 380 V3</b>	MCH 951	MCH 901	<b>MCH 357 H1</b>	MCH 901
ZXR 750 R	ZX750H	89	<b>MCH 320 V3</b>			<b>MCH 320 H1</b>	MCH 901
■ ZXR 750	ZX750J	91-95	<b>MCH 371 V3</b>	MCH 951	MCH 901	<b>MCH 371 H1</b>	MCH 901
■ ZXR 750 R	ZX750H	90	<b>MCH 252 V3</b>			<b>MCH 357 H1</b>	MCH 901
■ ZXR 750 RR	ZX750K	92-95	<b>MCH 371 V3</b>	MCH 951	MCH 901	<b>MCH 371 H1</b>	MCH 901
■ VN 800	VN800A	95-00	<b>MCH 358 V1</b>		MCH 901		
■ VN 800 Classic	VN800B	96-05	<b>MCH 310 V1</b>		MCH 901		
■ VN 800 Drifter	VN800C	99-03	<b>MCH 384 V1</b>		MCH 901	<b>MCH 384 H1</b>	MCH 901
■ GPZ 900 R	ZX900A	84-89	<b>MCH 317 V5</b>			<b>MCH 334 H1</b>	MCH 901
■ GPZ 900 R	ZX900A	90-93	<b>MCH 353 V3</b>			<b>MCH 353 H1</b>	MCH 901





→ **KAWASAKI**

■ VN	900 Classic		06-10	<b>MCH 825 V1</b>		MCH 901	<b>MCH 825 H1</b>	MCH 901
■ VN	900 Custom		07-10	<b>MCH 825 V1</b>		MCH 901	<b>MCH 825 H1</b>	MCH 901
Z	900	Z1F	74-76	<b>MCH 329 V3</b>				
Z	900 A4	Z1F089	76-	<b>MCH 328 V3</b>				
ZL	900 Eli			<b>MCH 372 V3</b>		MCH 901	<b>MCH 212 H1</b>	MCH 901
■ ZX-9R	900 Ninja	ZX900B	94-97	<b>MCH 373 V3</b>	MCH 951	MCH 901	<b>MCH 373 H1</b>	MCH 901
■ ZX-9R	900 Ninja	ZX900C/D	98-99	<b>MCH 383 V3</b>	MCH 951	MCH 901	<b>MCH 383 H1</b>	MCH 901
■ ZX-9R	900 Ninja	ZX900E	00-01	<b>MCH 385 V2</b>	++	MCH 901	<b>MCH 383 H1</b>	MCH 901
■ ZX-9R	900 Ninja	ZX900F	02-03	<b>MCH 387 V2</b>	++	MCH 901	<b>MCH 383 H1</b>	MCH 901
■ GPZ	1000 RX	ZXT00A	86-	<b>MCH 341 V5</b>			<b>MCH 352 H1</b>	MCH 901
■ GTR	1000	ZGT00A	86-89	<b>MCH 121 V3</b>			<b>MCH 340 H1</b>	MCH 901
■ GTR	1000	ZGT00A	90-94	<b>MCH 312 V3</b>	MCH 951	MCH 901	<b>MCH 340 H1</b>	MCH 901
■ GTR	1000	ZGT00A	96-03	<b>MCH 322 V3</b>	MCH 951	MCH 901	<b>MCH 340 H1</b>	MCH 901
■ KLV	1000	LV1000A	04-06	<b>MCH 288 V2</b>	++	MCH 901	<b>MCH 288 H1</b>	MCH 901
Z	1000	KZT00A	77	<b>MCH 336 V3</b>			<b>MCH 352 H1</b>	MCH 901
Z	1000	KZT00A	78	<b>MCH 335 V3</b>			<b>MCH 335 H1</b>	MCH 901
Z	1000 Z1R	KZT00D	78-80	<b>MCH 333 V3</b>			<b>MCH 333 H1</b>	MCH 901
■ Z	1000	KZT00J	81-82	<b>MCH 342 V3</b>			<b>MCH 438 H1</b>	MCH 901
■ Z	1000	ZRT00A	03-06	<b>MCH 389 V2</b>	MCH 951	MCH 901	<b>MCH 389 H1</b>	MCH 901
Z	1000 ABS		07-09	<b>MCH 875 V5</b>		MCH 901	<b>MCH 875 H2</b>	MCH 901
■ Z	1000 LTD	KZT00J	81-	<b>MCH 344 V3</b>			<b>MCH 438 H1</b>	MCH 901
■ Z	1000 MK2	KZT00A	79-80	<b>MCH 331 V3</b>			<b>MCH 139 H1</b>	MCH 901
■ Z	1000 R2	KZT00R	83-84	<b>MCH 342 V3</b>			<b>MCH 342 H1</b>	MCH 901
■ Z	1000 ST	KZT00E	79-80	<b>MCH 337 V3</b>			<b>MCH 359 H1</b>	MCH 901
■ ZL	1000	ZLT00A	87-88	<b>MCH 338 V3</b>			<b>MCH 212 H1</b>	MCH 901
■ ZX-10	1000	ZXT00B	88-90	<b>MCH 334 V3</b>			<b>MCH 334 H1</b>	MCH 901
■ ZX-10R	1000 Ninja	ZXT00C	04-05	<b>MCH 393 V2</b>	MCH 951	MCH 901	<b>MCH 185 H1</b>	MCH 901
■ ZX-10R	1000 Ninja	ZXT00D	06-07	<b>MCH 399 V2</b>	MCH 951	MCH 901	<b>MCH 438 H1</b>	MCH 901
■ ZX-10R	1000 Ninja	ZXT00E	08-10	<b>MCH 842 V2</b>			<b>MCH 842 H1</b>	
■ GPZ	1100	ZXT10A	83-85	<b>MCH 345 V5</b>		MCH 901	<b>MCH 334 H1</b>	MCH 901
■ GPZ	1100	ZXT10E	95-98	<b>MCH 379 V3</b>	MCH 951	MCH 901	<b>MCH 379 H1</b>	MCH 901
■ Z	1100 GP	KZT10B	81-82	<b>MCH 349 V3</b>			<b>MCH 423 H1</b>	MCH 901
■ Z	1100 ST	KZT10A	81-83	<b>MCH 348 V3</b>		MCH 901	<b>MCH 438 H1</b>	MCH 901
■ ZR	1100 Zephyr	ZRT10A	92-93	<b>MCH 360 V3</b>		MCH 901	<b>MCH 360 H1</b>	MCH 901
■ ZR	1100 Zephyr	ZRT10A	94-95	<b>MCH 360 V3</b>		MCH 901	<b>MCH 438 H1</b>	MCH 901
■ ZR	1100 Zephyr	ZRT10B	96-97	<b>MCH 360 V3</b>		MCH 901	<b>MCH 438 H1</b>	MCH 901
■ ZRX	1100	ZRT10C	97-00	<b>MCH 362 V3</b>	MCH 951	MCH 901	<b>MCH 362 H1</b>	MCH 901
■ ZZR	1100 C	ZRT10C	90-92	<b>MCH 352 V3</b>	MCH 951	MCH 901	<b>MCH 352 H1</b>	MCH 901
■ ZZR	1100 D,G	ZRT10D,G	93-01	<b>MCH 306 V3</b>	MCH 951	MCH 901	<b>MCH 312 H1</b>	MCH 901
ZG	1200		89-98	<b>MCH 308 V3</b>			<b>MCH 357 H1</b>	
■ ZRX	1200 R, S	ZRT20A	01-03	<b>MCH 362 V3</b>	MCH 951	MCH 901	<b>MCH 340 H1</b>	MCH 901
■ ZRX	1200 R, S	ZRT20B	04-	<b>MCH 395 V3</b>	MCH 951	MCH 901	<b>MCH 340 H1</b>	MCH 901
■ ZX-12	1200	ZXT20A	00-03	<b>MCH 386 V2</b>	++	MCH 901	<b>MCH 386 H1</b>	MCH 901
■ ZX-12	1200	ZXT20A	04-06	<b>MCH 394 V2</b>	++	MCH 901	<b>MCH 386 H1</b>	MCH 901
■ ZZR	1200	ZXT20C	02-05	<b>MCH 357 V3</b>	MCH 951	MCH 901	<b>MCH 282 H1</b>	MCH 901
■ Z	1300	KZT30A	79-85	<b>MCH 350 V3</b>			<b>MCH 233 H1</b>	MCH 901
■ Z	1300 DFI	ZGT30A	84-89	<b>MCH 372 V3</b>			<b>MCH 300 H1</b>	MCH 901
Z	1300 Voyager			⚡				
■ VN	1500	VNT50A, B, C	87-95	<b>MCH 358 V1</b>		MCH 901	<b>MCH 358 H1</b>	MCH 901
■ VN	1500 Classic	VNT50D	96-02	<b>MCH 381 V1</b>		MCH 901	<b>MCH 310 H1</b>	MCH 901
■ VN	1500 Classic Tourer	VNT50G	98-02	<b>MCH 315 V3</b>		MCH 901	⚡	MCH 901
■ VN	1500 Classic Tourer	VNT50G	03-04	<b>MCH 391 V3</b>		MCH 901		
■ VN	1500 Drifter	VNT50J	99-03	<b>MCH 384 V1</b>		MCH 901	<b>MCH 310 H1</b>	MCH 901
■ VN	1500 Mean Streak	VNT50P	02-03	<b>MCH 390 V2</b>	++	MCH 901	<b>MCH 310 H1</b>	MCH 901
■ VN	1600 Classic	VNT60A	03-06	<b>MCH 326 V3</b>		MCH 901		
■ VN	1600 Mean Streak	VNT60B	04-08	<b>MCH 390 V2</b>	++	MCH 901	<b>MCH 310 H1</b>	MCH 901
VN	1700 Classic		09-	⚡				
■ VN	2000		04-09	<b>MCH 327 V3</b>		MCH 901	<b>MCH 327 H1</b>	MCH 901
VN	2000 Classic	VNW00A	08-09	⚡				

**KTM**

	125 LC2		96-99	<b>MCH 711 V1</b>		MCH 911		
	125 Sting		97-99	<b>MCH 712 V1</b>		MCH 911	<b>MCH 710 H1</b>	MCH 911
EXC	125		00-09	<b>MCH 114 V1</b>		MCH 911	<b>MCH 114 H1</b>	MCH 911
EXC	125	Grimeca Zange	91-95	<b>MCH 710 V1</b>		MCH 911	<b>MCH 710 H1</b>	MCH 911
EXC	125		95-97	<b>MCH 711 V1</b>		MCH 911		
SX	125		00-09	<b>MCH 114 V1</b>			<b>MCH 114 H1</b>	MCH 911
EXC	200		00-04	<b>MCH 114 V1</b>		MCH 911	<b>MCH 114 H1</b>	MCH 911
EXC	250		00-09	<b>MCH 114 V1</b>		MCH 911	<b>MCH 114 H1</b>	MCH 911
EXC	250	Grimeca Zange	91-95	<b>MCH 710 V1</b>		MCH 911	<b>MCH 710 H1</b>	MCH 911
EXC	250		95-97	<b>MCH 711 V1</b>		MCH 911		
SX	250		00-09	<b>MCH 114 V1</b>			<b>MCH 114 H1</b>	MCH 911



## → KTM

EXC	300		00-04	<b>MCH 114 V1</b>	MCH 911	<b>MCH 114 H1</b>	MCH 911
EXC	300	Grimeca Zange	91-95	<b>MCH 710 V1</b>	MCH 911	<b>MCH 710 H1</b>	MCH 911
EXC	300		95-97	<b>MCH 711 V1</b>	MCH 911		
EXC	360		95-97	<b>MCH 711 V1</b>	MCH 911		
EXC	380		00-04	<b>MCH 114 V1</b>	MCH 911	<b>MCH 114 H1</b>	
SX	380		00-04	<b>MCH 114 V1</b>		<b>MCH 114 H1</b>	
EXC	400		95-97	<b>MCH 711 V1</b>	MCH 911		
LC4	400		92-97	<b>MCH 714 V1</b>	MCH 911	<b>MCH 710 H1</b>	
LC4	400	AD Modell	97-98	<b>MCH 713 V1</b>	MCH 911	<b>MCH 712 H1</b>	MCH 911
LC4	400	Duke Modelle	94-98	<b>MCH 712 V1</b>	MCH 911	<b>MCH 712 H1</b>	MCH 911
SX	400		00-04	<b>MCH 114 V1</b>	MCH 911	<b>MCH 114 H1</b>	
EXC	440		95-97	<b>MCH 711 V1</b>	MCH 911		
SX	520		00-05	<b>MCH 114 V1</b>	MCH 911	<b>MCH 114 H1</b>	
LC4	620		92-97	<b>MCH 714 V1</b>	MCH 911	<b>MCH 710 H1</b>	
LC4	620	AD Modell	97-98	<b>MCH 713 V1</b>	MCH 911	<b>MCH 712 H1</b>	MCH 911
LC4	620	Duke	94-98	<b>MCH 712 V1</b>	MCH 911	<b>MCH 712 H1</b>	MCH 911
LC4	625		02-	<b>MCH 114 V1</b>	MCH 911	<b>MCH 712 H1</b>	MCH 911
LC4	640	Duke	94-98	<b>MCH 712 V1</b>	MCH 911	<b>MCH 712 H1</b>	MCH 911
LC4	640	Supermoto	99-	<b>MCH 713 V1</b>	MCH 911		

## Kymco

■	50	Cobra	97-00	<b>MCH 804 V1</b>			
■	50	Top Boy	01-06	<b>MCH 804 V1</b>			
■	100	Top Boy Racer	01-02	<b>MCH 801 V1</b>			
■	125	Stryker	AF	01-04	<b>MCH 556 V1</b>		
■	125	Zing	RF25	97-00	<b>MCH 556 V1</b>		
KXR	250	Sport	04-	☒		☒	

## Laverda

	1000	SFC	86-88	<b>MCH 850 V3</b>		<b>MCH 210 H1</b>	
	1200		78-80	<b>MCH 850 V3</b>		<b>MCH 423 H1</b>	

## Malaguti

■	F 12	50 Phantom	ZJM40/D	94-96	<b>MCH 501 V1</b>	MCH 911	
---	------	------------	---------	-------	-------------------	---------	--

## MBK

■	YN	50 Ovetto		96-06	<b>MCH 706 V1</b>		
	YP	50 Nitro	SA14	97-06	<b>MCH 716 V1</b>		
	YN	100 Ovetto		96-06	<b>MCH 706 V1</b>		
	YP	100 Nitro	SB05	97-02	<b>MCH 716 V1</b>		
■	YW	100 Booster	SB02	01-06	<b>MCH 706 V1</b>		
	YP	125 Skyliner		97-06	<b>MCH 703 V1</b>		
■	YQ	125 Thunder	SE05	01-02	<b>MCH 703 V1</b>		

## Moto Morini

	500	Touring		79	<b>MCH 438 V3</b>		<b>MCH 256 H1</b>
	500	Touring		80-	<b>MCH 438 V3</b>		<b>MCH 352 H1</b>
		3 1/2 Touring		79	<b>MCH 438 V3</b>		<b>MCH 256 H1</b>
		3 1/2 Touring		80-	<b>MCH 438 V3</b>		<b>MCH 352 H1</b>

## Moto Guzzi

V	650	65 SP		81-85	<b>MCH 643 V4</b>	MCH 911	
V	750	Florida		88-93	<b>MCH 642 V3</b>		
	850	Le Mans		76-84	<b>MCH 632 V4</b>	MCH 911	
	850	T3		75-83	<b>MCH 641 V5</b>		
	1000	California II		81	<b>MCH 630 V4</b>	MCH 911	
	1000	Convert		75-	☒	MCH 911	
	1000	Le Mans IV		85-88	<b>MCH 631 V4</b>	MCH 911	
	1000	Le Mans IV		89-91	<b>MCH 633 V5</b>	MCH 911	
	1000	Le Mans V		92-	<b>MCH 634 V4</b>	MCH 911	
	1000	Mille GT		87-	☒	MCH 911	
	1000	Quota		92-	☒	MCH 911	
■	1000	California II	VT	82-87	<b>MCH 635 V5</b>		
■	1000	California III	VW	88-	<b>MCH 636 V4</b>	MCH 911	
■	1000	S	VV	90-	<b>MCH 637 V4</b>	MCH 911	
V	1000	SP II		88-	<b>MCH 640 V4</b>	MCH 911	
■	V	1000 G5	VG	78-81	<b>MCH 639 V5</b>		
■	V	1000 SP I	VG-SP	78-87	<b>MCH 638 V4</b>	MCH 911	
	1100	California Jackel	KD	00-01	☒		
■	EV	1100 California	KD	97-	<b>MCH 645 V2</b>		
■	EV	1100 California I.E.	KC/KD	94-96	<b>MCH 644 V4</b>	MCH 911	





## MZ

	Mastiff		98-04						
■	ETZ 125		87-		<b>MCH 700 V1</b>				
■	ETZ 250	ETZ250	87-		<b>MCH 700 V1</b>				

## Piaggio

■	RST 50 Sfera	C01	95-		<b>MCH 708 V1</b>			MCH 911	
■	TPH 50	TEC	93-		<b>MCH 709 V1</b>			MCH 911	
■	125 Sfera	M01	95-		<b>MCH 708 V1</b>			MCH 911	
■	125 Skipper	CSM	94-98		<b>MCH 715 V1</b>			MCH 911	
■	125 Typhoon	M02			<b>MCH 708 V1</b>			MCH 911	
■	SKR 125	CSM	94-98		<b>MCH 715 V1</b>			MCH 911	
■	150 Skipper		94-98		<b>MCH 715 V1</b>			MCH 911	
■	SKR 150	CSM	94-98		<b>MCH 715 V1</b>			MCH 911	

## Suzuki

■	AY 50 Katana	AA	97-04		<b>MCH 281 V1</b>			MCH 921	
■	RG 80	NC11A	87-96		<b>MCH 407 V1</b>			MCH 921	
	RM 80	RC12A	89-01		<b>MCH 206 V1</b>			MCH 921	<b>MCH 139 H1</b> MCH 921
	RM 85		02-04						<b>MCH 139 H1</b> MCH 921
■	DR 125	SF44A	91-99		<b>MCH 114 V1</b>			MCH 921	
■	GN 125 R	NF41A	95-00		<b>MCH 263 V1</b>			MCH 921	
■	GS 125 ES	AW	99-00		<b>MCH 200 V1</b>			MCH 921	
■	GZ 125 Marauder	AP	98-99		<b>MCH 253 V1</b>			MCH 921	
■	GZ 125 Marauder	AP	02-05		<b>MCH 253 V1</b>			MCH 921	
	RG 125 Gamma		87-		<b>MCH 200 V1</b>			MCH 921	
	RM 125	RF15A	96-00		<b>MCH 178 V1</b>				
■	TU 125 XT	AZ	99-00		<b>MCH 462 V1</b>			MCH 921	
■	UH 125 Burgman	BP	02-		<b>MCH 804 V1</b>				
■	VL 125 Intruder LC	A4	99-07		<b>MCH 213 V1</b>			MCH 901	MCH 921
■	GN 250 E	NJ42A	82-99		<b>MCH 263 V1</b>			MCH 921	
	GT 250 E	GT2502	78-81		<b>MCH 168 V1</b>			MCH 921	
■	GZ 250 Marauder	AR	99-04		<b>MCH 253 V1</b>			MCH 921	
	RG 250 Gamma	GJ21B	86-		<b>MCH 202 V3</b>	MCH 971	MCH 921		<b>MCH 202 H1</b> MCH 921
	RGV 250	VJ21A	88-90		<b>MCH 203 V3</b>	MCH 971	MCH 921		<b>MCH 203 H1</b> MCH 921
■	RGV 250	VJ22B	91-93		<b>MCH 258 V3</b>	MCH 971	MCH 921		MCH 921
	RM 250	RJ14A	96-00		<b>MCH 178 V1</b>				
■	DR 350 S	SK42B	90-94		<b>MCH 201 V1</b>			MCH 921	<b>MCH 201 H1</b> MCH 921
■	DR 350 SE	SK42B	95-97		<b>MCH 201 V1</b>			MCH 921	<b>MCH 201 H1</b> MCH 921
	GT 380	GT380	73-77		<b>MCH 256 V1</b>			MCH 921	
	AN 400 Burgman	WVAU							
■	DR-Z 400 S	WVBC	00-06		<b>MCH 237 V1</b>			MCH 901	<b>MCH 237 H1</b> MCH 901
■	DR-Z 400 SM		05-08		<b>MCH 237 V1</b>			MCH 901	MCH 901
■	GN 400 L		81-84		<b>MCH 153 V1</b>			MCH 921	
■	GN 400 TD		80-84		<b>MCH 263 V1</b>			MCH 921	
■	GS 400 E	GS400	77-79		<b>MCH 205 V2</b>				
	GS 400 D		83		<b>MCH 205 V2</b>				
■	GS 400 T				<b>MCH 302 V1</b>			MCH 921	
■	GSF 400 Bandit	GK75B	91-96		<b>MCH 260 V3</b>	MCH 971	MCH 921		<b>MCH 260 H1</b> MCH 921
■	GSX 400 S	GS40X	80-81		<b>MCH 513 V1</b>			MCH 921	
■	GSX 400 F	GS40XF	81-84		<b>MCH 204 V3</b>	MCH 971	MCH 921		
	GSXR 400	GK76A	91-97		<b>MCH 273 V2</b>	++	MCH 921		<b>MCH 208 H1</b> MCH 921
	LT-Z 400	AK	03-						
	GS 450 E	GS450	79-		<b>MCH 302 V1</b>			MCH 921	
	GS 450 L	GS450	80-81		<b>MCH 153 V1</b>			MCH 921	
■	GS 450 T		80-82		<b>MCH 263 V1</b>			MCH 921	
	RMZ 450		05-07		<b>MCH 191 V1</b>				
■	GS 500 E	GS500E	79-		<b>MCH 217 V3</b>	MCH 971	MCH 921		
■	GS 500 E	GM51B	94-04		<b>MCH 228 V1</b>	MCH 901	MCH 921		<b>MCH 263 H1</b> MCH 921
■	GS 500 E, EU	GM51B	89-93		<b>MCH 261 V1</b>	MCH 901	MCH 921		<b>MCH 263 H1</b> MCH 921
■	GS 500 F	WVBK	04-08		<b>MCH 228 V1</b>	MCH 901	MCH 921		<b>MCH 263 H1</b> MCH 921
■	RG 500 Gamma	HM31A	85-89		<b>MCH 207 V3</b>			MCH 921	<b>MCH 124 H1</b> MCH 921
	GS 550 M	GS550M	83-84		<b>MCH 216 V5</b>				<b>MCH 240 H1</b> MCH 921
■	GS 550 E	GS550	79-		<b>MCH 217 V3</b>	MCH 971	MCH 921		
	GSX 550 ES	GN71D	83-87		<b>MCH 209 V3</b>	MCH 971	MCH 921		<b>MCH 212 H1</b> MCH 921
■	GSX 550 EF, ES mit Anti Dive	GN71D	83-84		<b>MCH 212 V5</b>				<b>MCH 212 H1</b> MCH 921
■	DR 600 S, SU	SN41AD	85-89		<b>MCH 230 V1</b>			MCH 921	
■	GSF 600 Bandit	GN77B	95-99		<b>MCH 268 V3</b>	MCH 971	MCH 901	MCH 921	<b>MCH 212 H1</b> MCH 921
■	GSF 600 Bandit	WVA8	00-04		<b>MCH 282 V3</b>	MCH 971	MCH 901	MCH 921	<b>MCH 282 H1</b> MCH 921
■	GSF 600 S Bandit	GN77B	96-99		<b>MCH 270 V3</b>	MCH 971	MCH 901	MCH 921	<b>MCH 212 H1</b> MCH 921
■	GSF 600 S Bandit	WVA8	00-04		<b>MCH 283 V3</b>	MCH 971	MCH 901	MCH 921	<b>MCH 282 H1</b> MCH 921
■	GSR 600	WVB9	06-09		<b>MCH 822 V2</b>	MCH 951	MCH 901		<b>MCH 334 H1</b> MCH 901
■	GSR 600 ABS	WVB9	07-08		<b>MCH 849 V3</b>			MCH 901	<b>MCH 849 H2</b> MCH 901






→ SUZUKI

■ GSX	600 F	GN72B	88-97	<b>MCH 214 V3</b>	MCH 971	MCH 921		<b>MCH 214 H1</b>	MCH 921	
■ GSX	600 F	AJ	98-01	<b>MCH 208 V3</b>	MCH 971	MCH 901	MCH 921	<b>MCH 208 H1</b>	MCH 901	MCH 921
■ GSXR	600	AD311	97-00	<b>MCH 224 V2</b>	MCH 951	MCH 901	MCH 921	<b>MCH 224 H1</b>	MCH 921	
■ GSXR	600	WVBG	01-03	<b>MCH 282 V2</b>	MCH 951	MCH 901	MCH 921	<b>MCH 206 H1</b>	MCH 921	
■ GSXR	600	WVB2	04-05	<b>MCH 296 V2</b>	MCH 951	MCH 901		<b>MCH 353 H1</b>	MCH 901	
■ GSXR	600	CE	06-07	<b>MCH 821 V2</b>	MCH 951	MCH 901		<b>MCH 821 H1</b>	MCH 901	
■ GSXR	600	CV	08-10	<b>MCH 821 V2</b>	MCH 951	MCH 901		<b>MCH 821 H1</b>	MCH 901	
■ GSXR	600		11-	<b>MCH 880 V2</b>				<b>MCH 880 H1</b>		
■ RF	600 R, RU	GN76B	93-96	<b>MCH 271 V3</b>	MCH 971	MCH 901	MCH 921	<b>MCH 226 H1</b>	MCH 921	
■ VS	600 GLP	VS51B	95-97	<b>MCH 223 V1</b>		MCH 921				
■ DL	650 V-Strom	WVB1	04-06	<b>MCH 297 V2</b>	++			<b>MCH 297 H1</b>		
■ DL	650 V-Strom ABS	WVB1	07-	<b>MCH 874 V5</b>				<b>MCH 874 H2</b>		
■ DR	650 R, RU	SP41B, SP42B	90-91	<b>MCH 255 V1</b>		MCH 921		<b>MCH 255 H1</b>	MCH 921	
■ DR	650 R	SP43B	91-96	<b>MCH 368 V1</b>		MCH 921		<b>MCH 368 H1</b>	MCH 901	
■ DR	650 R, RU	SP44B	92-95	<b>MCH 255 V1</b>		MCH 921		<b>MCH 255 H1</b>	MCH 921	
■ DR	650 SE, RSE	SP46B	96-99	<b>MCH 368 V1</b>		MCH 921		<b>MCH 368 H1</b>	MCH 901	
■ GR	650 X	GP51A	83-89	<b>MCH 263 V1</b>		MCH 921				
■ GS	650 G mit Anti Dive	GS650G	81-82	<b>MCH 216 V5</b>	MCH 971	MCH 921		<b>MCH 240 H1</b>	MCH 921	
■ GS	650 G	GS650G	81-82	<b>MCH 204 V3</b>	MCH 971	MCH 921		<b>MCH 240 H1</b>	MCH 921	
■ GSF	650 Bandit	WVB5	05-06	<b>MCH 298 V2</b>	MCH 951	MCH 901		<b>MCH 284 H1</b>	MCH 901	
■ GSF	650 S Bandit	WVB5	05-06	<b>MCH 298 V2</b>	MCH 951	MCH 901		<b>MCH 284 H1</b>	MCH 901	
■ GSF	650 Bandit ABS	WVB5	05-06	<b>MCH 848 V5</b>						
■ GSF	650 Bandit ABS	WVCJ	07-09	<b>MCH 843 V3</b>				<b>MCH 851 H2</b>		
■ GSX	650 F	WVCJ	08-	<b>MCH 845 V2</b>				<b>MCH 845 H1</b>	MCH 901	
■ LS	650 P Savage	NP41B	86-96	<b>MCH 215 V1</b>		MCH 921				
■ LS	650 P Savage	NP41B	97-00	<b>MCH 276 V1</b>		MCH 921				
■ SFV	650 Gladius	SFV	09-	<b>MCH 865 V2</b>				<b>MCH 865 H1</b>		
■ SFV	650 Gladius ABS	SFV	09-	<b>MCH 869 V3</b>						
■ SV	650	AV111	99-02	<b>MCH 279 V3</b>	MCH 971	MCH 901	MCH 921	<b>MCH 254 H1</b>	MCH 921	
■ SV	650	WVBY	03-09	<b>MCH 294 V2</b>	++	MCH 901		<b>MCH 101 H1</b>	MCH 901	
■ SV	650 S	AV111	99-02	<b>MCH 278 V3</b>	MCH 971	MCH 901	MCH 921	<b>MCH 353 H1</b>	MCH 921	
■ SV	650 S	WVBY	03-09	<b>MCH 293 V2</b>	++	MCH 901		<b>MCH 293 H1</b>	MCH 901	
■ SV	650 ABS	WVBY	07-08	<b>MCH 858 V3</b>						
■ XF	650 Freewind	AC	97-99	<b>MCH 156 V1</b>		MCH 901		<b>MCH 205 H1</b>	MCH 901	MCH 921
■ XF	650 Freewind	AC	00-02	<b>MCH 170 V1</b>		MCH 901		<b>MCH 205 H1</b>	MCH 901	MCH 921
■ DR	750 S,SU	SR41B	88	<b>MCH 230 V1</b>		MCH 921				
■ DR	750 S,SU	SR41B	89-90	<b>MCH 230 V1</b>		MCH 921		<b>MCH 110 H1</b>	MCH 921	
■ GS	750 D	GS750D	77-79	<b>MCH 204 V3</b>						
■ GSX	750	GS75X	80-81	<b>MCH 232 V3</b>						
■ GSX	750 E	GS75X	80-	<b>MCH 264 V3</b>				<b>MCH 210 H1</b>	MCH 921	
■ GSX	750 ES	GR72A	85	<b>MCH 235 V5</b>				<b>MCH 210 H1</b>	MCH 921	
■ GSX	750 L	GS75X	80-81	<b>MCH 231 V3</b>						
■ GSX	750 S	GR71A	82-	<b>MCH 274 V3</b>				<b>MCH 210 H1</b>	MCH 921	
■ GSX	750	AE	98-01	<b>MCH 274 V3</b>	MCH 971	MCH 901	MCH 921	<b>MCH 200 H1</b>	MCH 921	
■ GSX	750 ES,EF mit Anti Dive	GR72A	83-85	<b>MCH 219 V5</b>				<b>MCH 219 H1</b>	MCH 921	
■ GSX	750 F	GR78A	89-97	<b>MCH 254 V3</b>	MCH 971	MCH 921		<b>MCH 254 H1</b>	MCH 921	
■ GSX	750 F	AK	99-06	<b>MCH 218 V3</b>	MCH 971	MCH 921	MCH 901	<b>MCH 208 H1</b>	MCH 901	MCH 921
■ GSX	750 S m.A.	GR71A	82-	<b>MCH 246 V5</b>				<b>MCH 210 H1</b>	MCH 921	
■ GSXR	750	GR75A	85-87	<b>MCH 234 V3</b>		MCH 921		<b>MCH 233 H1</b>	MCH 921	
■ GSXR	750	GR77B	88-89	<b>MCH 233 V3</b>		MCH 921		<b>MCH 233 H1</b>	MCH 921	
■ GSXR	750	GR7AB	90-91	<b>MCH 252 V3</b>	MCH 971	MCH 921		<b>MCH 357 H1</b>	MCH 921	
■ GSXR	750 W	GR7BB	92-93	<b>MCH 265 V3</b>	MCH 971	MCH 921		<b>MCH 262 H1</b>	MCH 921	
■ GSXR	750 W	GR7BB	94-95	<b>MCH 224 V2</b>	MCH 951	MCH 901	MCH 921	<b>MCH 262 H1</b>	MCH 921	
■ GSXR	750	GR7DB	96-99	<b>MCH 224 V2</b>	MCH 951	MCH 901	MCH 921	<b>MCH 224 H1</b>	MCH 921	
■ GSXR	750	WVBD	00-03	<b>MCH 282 V2</b>	MCH 951	MCH 901	MCH 921	<b>MCH 240 H1</b>	MCH 921	
■ GSXR	750	VVB3	04-05	<b>MCH 296 V2</b>	MCH 951	MCH 901		<b>MCH 353 H1</b>	MCH 901	
■ GSXR	750	CF	06-07	<b>MCH 821 V2</b>	MCH 951	MCH 901		<b>MCH 821 H1</b>	MCH 901	
■ GSXR	750	CW	08-10	<b>MCH 821 V2</b>	MCH 951	MCH 901		<b>MCH 821 H1</b>	MCH 901	
■ GSXR	750		11-	<b>MCH 880 V2</b>				<b>MCH 880 H1</b>		
■ GT	750	GT750	73-77	<b>MCH 429 V3</b>						
■ VS	750 GL F, P	VR51BD	86-91	<b>MCH 223 V1</b>		MCH 921				
■ DR	800 S	SR42B	90	<b>MCH 230 V1</b>		MCH 921		<b>MCH 257 H1</b>	MCH 901	
■ DR	800 S	SR43B	91-98	<b>MCH 230 V1</b>		MCH 921		<b>MCH 249 H1</b>	MCH 901	
■ M	800 Intruder	WVB4	05-08	<b>MCH 170 V1</b>		MCH 901				
■ VL	800 Intruder LC Volusia	WVBM	01-08	<b>MCH 239 V1</b>		MCH 901				
■ VS	800 GL	VS52B	92-00	<b>MCH 266 V1</b>		MCH 921				
■ VX	800 U	VS51B	90-96	<b>MCH 256 V1</b>		MCH 921		<b>MCH 256 H1</b>	MCH 921	
■ VZ	800 Marauder	WVBM	97-04	<b>MCH 213 V1</b>		MCH 901				
■ GS	850 G	GS850	79-81	<b>MCH 236 V3</b>	MCH 971	MCH 921		<b>MCH 210 H1</b>	MCH 921	
■ GS	850 G	GS72A	84-88	<b>MCH 236 V3</b>	MCH 971	MCH 921		<b>MCH 210 H1</b>	MCH 921	





## → SUZUKI

■ RF	900 R	GT73B	94-97	<b>MCH 226 V3</b>	MCH 971	MCH 921	<b>MCH 226 H1</b>	MCH 921
■ DL	1000 V-Strom	WVBS	02-11	<b>MCH 288 V2</b>	++	MCH 901	<b>MCH 288 H1</b>	MCH 901
■ GS	1000 E	GS1000	78-80	<b>MCH 238 V3</b>			<b>MCH 265 H1</b>	MCH 921
■ GS	1000 G	GS100G	80-	<b>MCH 240 V3</b>			<b>MCH 210 H1</b>	MCH 921
■ GS	1000 S	GS1000	79-81	<b>MCH 349 V3</b>	MCH 971	MCH 921	<b>MCH 210 H1</b>	MCH 921
■ GSXR	1000	WVBL	01-02	<b>MCH 285 V2</b>	MCH 951	MCH 901	<b>MCH 206 H1</b>	MCH 901 MCH 921
■ GSXR	1000	WVB3	03-04	<b>MCH 290 V2</b>	MCH 951	MCH 901	<b>MCH 290 H1</b>	MCH 901
■ GSXR	1000	WVB6	05-06	<b>MCH 299 V2</b>	MCH 951	MCH 901	<b>MCH 206 H1</b>	MCH 901
■ GSXR	1000	WVCL	07-08	<b>MCH 299 V2</b>	MCH 951	MCH 901	<b>MCH 299 H1</b>	MCH 901
■ GSXR	1000	WVCY	09-	<b>MCH 861 V2</b>	MCH 951	MCH 901	<b>MCH 861 H1</b>	MCH 901
■ SV	1000	WVBX	03-06	<b>MCH 295 V2</b>	MCH 951	MCH 901	<b>MCH 207 H1</b>	MCH 901
■ SV	1000 S	WVBX	03-06	<b>MCH 257 V2</b>	MCH 951	MCH 901	<b>MCH 207 H1</b>	MCH 901
■ TL	1000 R	AM321	98-	<b>MCH 277 V2</b>	MCH 951	MCH 901 MCH 921	<b>MCH 133 H1</b>	MCH 901
■ TL	1000 S	AG111	97-00	<b>MCH 272 V2</b>	MCH 951	MCH 901 MCH 921	<b>MCH 272 H1</b>	MCH 921
■ GS	1100 G	GU71A	86-88	<b>MCH 240 V3</b>	MCH 971	MCH 921	<b>MCH 240 H1</b>	MCH 921
GSX	1100 E	GV71C	85	<b>MCH 245 V3</b>			<b>MCH 149 H1</b>	MCH 921
GSX	1100 E,EF,ES	GV71C	84-	<b>MCH 245 V3</b>			<b>MCH 233 H1</b>	MCH 921
GSX	1100 ES	GV71B	83	<b>MCH 247 V5</b>			<b>MCH 210 H1</b>	MCH 921
GSX	1100 EX	GV71B	82-83	<b>MCH 248 V5</b>			<b>MCH 210 H1</b>	MCH 921
■ GSX	1100 E	GS110X	80-	<b>MCH 249 V3</b>	MCH 971	MCH 921	<b>MCH 249 H1</b>	MCH 921
■ GSX	1100 F	GV72C	88	<b>MCH 243 V3</b>		MCH 921	<b>MCH 265 H1</b>	MCH 921
■ GSX	1100 F	GV72C	89-96	<b>MCH 225 V3</b>		MCH 921	<b>MCH 251 H1</b>	MCH 921
■ GSX	1100 G	GV74A	91-96	<b>MCH 262 V3</b>			<b>MCH 433 H1</b>	MCH 921
■ GSX	1100 S Katana	GS1100X	82-85	<b>MCH 246 V5</b>	MCH 971	MCH 921	<b>MCH 210 H1</b>	MCH 921
■ GSXR	1100	GU74CD	86-88	<b>MCH 242 V3</b>		MCH 921	<b>MCH 113 H1</b>	MCH 921
■ GSXR	1100	GV73C	89-90	<b>MCH 241 V3</b>		MCH 921	<b>MCH 320 H1</b>	MCH 921
■ GSXR	1100	GV73C	91-92	<b>MCH 259 V3</b>		MCH 921	<b>MCH 259 H1</b>	MCH 921
■ GSXR	1100 W	GU75C	93-94	<b>MCH 267 V2</b>	MCH 951	MCH 921	<b>MCH 267 H1</b>	MCH 921
■ GSXR	1100 W	GU75C	95-97	<b>MCH 267 V2</b>	MCH 951	MCH 901 MCH 921	<b>MCH 267 H1</b>	MCH 921
■ GSF	1200 Bandit	GV75A	96-00	<b>MCH 291 V3</b>	MCH 971	MCH 921	<b>MCH 212 H1</b>	MCH 921
■ GSF	1200 S,Bandit ABS	GV75A	96-00	<b>MCH 222 V4</b>		MCH 921		
■ GSF	1200 Bandit	WVA9	01-05	<b>MCH 286 V3</b>	MCH 971	MCH 901 MCH 921	<b>MCH 284 H1</b>	MCH 921
■ GSF	1200 Bandit	WVCB	06	<b>MCH 823 V2</b>	MCH 951	MCH 901	<b>MCH 352 H1</b>	MCH 901
■ GSF	1200 S, Bandit	GV75A	96-00	<b>MCH 292 V3</b>	MCH 971	MCH 921	<b>MCH 212 H1</b>	MCH 921
■ GSF	1200 S, Bandit	WVA9	01-05	<b>MCH 284 V3</b>	MCH 971	MCH 901 MCH 921	<b>MCH 284 H1</b>	MCH 921
■ GSF	1200 S, Bandit	WVCB	06	<b>MCH 823 V2</b>	MCH 951	MCH 901	<b>MCH 352 H1</b>	MCH 901
■ GSF	1200 S, Bandit ABS	WVCB	06	<b>MCH 848 V5</b>		MCH 901	<b>MCH 851 H2</b>	MCH 901
■ GSX	1200 FS	A3	99-00	<b>MCH 211 V3</b>	MCH 971	MCH 901 MCH 921	<b>MCH 200 H1</b>	MCH 921
■ GSF	1250 Bandit ABS	WVCH	07-11	<b>MCH 851 V5</b>		MCH 901	<b>MCH 851 H2</b>	MCH 901
■ GSX	1300 R Hayabusa	A1	99-02	<b>MCH 280 V2</b>	MCH 951	MCH 901	<b>MCH 256 H1</b>	MCH 921
■ GSX	1300 R Hayabusa	WVCK	03-07	<b>MCH 280 V2</b>	MCH 951	MCH 901	<b>MCH 256 H1</b>	MCH 901 MCH 921
■ GSX	1300 R Hayabusa	WVCK	08-11	<b>MCH 280 V2</b>	MCH 951	MCH 901	<b>MCH 121 H1</b>	MCH 921
■	1300 B-King	WVCR	07-09	<b>MCH 841 V2</b>	MCH 951	MCH 901	<b>MCH 841 H1</b>	MCH 901
■	1300 B-King ABS	WVCR	08-	<b>MCH 852 V3</b>		MCH 901	<b>MCH 852 H2</b>	MCH 901
■ GSX	1400	WVBN	01-07	<b>MCH 287 V3</b>	MCH 951	MCH 901	<b>MCH 214 H1</b>	MCH 901
■ VS	1400 Intruder	VX51L/LD	87-03	<b>MCH 250 V1</b>		MCH 921	<b>MCH 264 H1</b>	MCH 921
■ VL	1500 Intruder	AL	98-01	<b>MCH 275 V1</b>		MCH 901	<b>MCH 275 H1</b>	MCH 901 MCH 921
■ VL	1500 Intruder	WVAL	02-04	<b>MCH 289 V2</b>	MCH 951	MCH 901	<b>MCH 275 H1</b>	MCH 901
■ VZ	1600 Marauder		04-05	<b>MCH 390 V2</b>	++	MCH 901		
■ M	1800 Intruder	CA	06-09	<b>MCH 828 V3</b>		MCH 901		

## SYM

■	50 DD		02-07	<b>MCH 457 V1</b>				
	50 Shark		00-03	<b>MCH 457 V1</b>				
■	125 Husky	N125A	97-	<b>MCH 412 V1</b>				

## Triumph

■	750 Trident	T300C	91-96	<b>MCH 661 V3</b>	MCH 951	MCH 901	<b>MCH 661 H1</b>	MCH 901
	750 Boneville		78-79	<b>MCH 661 V3</b>			<b>MCH 661 H1</b>	
	900 Thunderbird Sport	T309RD	98-99	<b>MCH 661 V3</b>			<b>MCH 335 H1</b>	MCH 901
■	900 Adventurer	T309	96-	<b>MCH 215 V1</b>		MCH 901	<b>MCH 335 H1</b>	MCH 901
■	900 Daytona	T300	93-96	<b>MCH 663 V3</b>	MCH 951	MCH 901	<b>MCH 662 H1</b>	MCH 901
■	900 Speed Triple	T509	94-96	<b>MCH 663 V3</b>	MCH 951	MCH 901	<b>MCH 661 H1</b>	MCH 901
■	900 Sprint	T300	93-96	<b>MCH 661 V3</b>	MCH 951	MCH 901	<b>MCH 661 H1</b>	MCH 901
■	900 Thunderbird	T309	95-99	<b>MCH 256 V1</b>		MCH 901	<b>MCH 335 H1</b>	MCH 901
■	900 Tiger	T400	91-96	<b>MCH 660 V3</b>	MCH 951	MCH 901	<b>MCH 249 H1</b>	MCH 901
■	900 Trident	T300	91-96	<b>MCH 661 V3</b>	MCH 951	MCH 901	<b>MCH 661 H1</b>	MCH 901
■	900 Trophy	336DDM	91-96	<b>MCH 661 V3</b>	MCH 951	MCH 901	<b>MCH 661 H1</b>	MCH 901
■	955 Daytona	T595	97-98	<b>MCH 664 V2</b>			<b>MCH 664 H1</b>	
■	955 Speed Triple	T509	97-98	<b>MCH 664 V2</b>			<b>MCH 664 H1</b>	
■	1200 Daytona	T300	93-96	<b>MCH 663 V3</b>	MCH 951	MCH 901	<b>MCH 662 H1</b>	MCH 901
■	1200 Trophy	342CSM	91-96	<b>MCH 661 V3</b>	MCH 951	MCH 901	<b>MCH 661 H1</b>	MCH 901



## Yamaha

■	50 Neos	5RN/1P9	96-06	<b>MCH 706 V1</b>	MCH 901			
■	BW 50 NG	4BXM	99-02	<b>MCH 706 V1</b>	MCH 901			
■	CW 50 RS	4CW1,4CW3	95-98	<b>MCH 706 V1</b>	MCH 901			
	YQ 50 Aerox	5BR,SA14	97-09	<b>MCH 716 V1</b>				
■	DT 80 LC2	53V	85-	<b>MCH 424 V1</b>	MCH 901			
	RD 80 LC		83-89	<b>MCH 200 V1</b>	MCH 901			
	YQ 100 Aerox	SB05	97-	<b>MCH 716 V1</b>				
■	DT 125 LC	10V	84-87	<b>MCH 369 V1</b>	MCH 901			
■	DT 125 R	4BL, 3RM	91-03	<b>MCH 458 V1</b>	MCH 901			
■	DT 125 RE	DE06	04-06	<b>MCH 868 V1</b>	MCH 901			
■	SR 125	3MW8	96-98	<b>MCH 355 V1</b>	MCH 901			
■	TDR 125	4GW1	93-01	<b>MCH 170 V1</b>	MCH 901	<b>MCH 334 H1</b>	MCH 901	
■	TDR 125	5AN	99-	<b>MCH 170 V1</b>	MCH 901		MCH 901	
■	TW 125 Trailway	DE01	99-	<b>MCH 403 V1</b>				
■	XQ 125 Maxter	SE05	01-03	<b>MCH 703 V1</b>				
■	XV 125 S, Virago	5AJ	97-00	<b>MCH 263 V1</b>	MCH 901			
■	XVS 125 Drag Star	VE01	01-03	<b>MCH 256 V1</b>	MCH 901			
■	YP 125 Majesty	SE02, SE06	97-06	<b>MCH 703 V1</b>	MCH 901			
■	YBR 125		05-08	<b>MCH 382 V1</b>	MCH 901			
	YZ 125		89	<b>MCH 455 V1</b>	MCH 901			
	YZ 125		90-91	<b>MCH 418 V1</b>	MCH 901			
	YZ 125		96-97			<b>MCH 224 H1</b>		
	YZ 125	4XM, CE10	98-04	<b>MCH 482 V1</b>		<b>MCH 272 H1</b>		
■	YZF 125		08-	<b>MCH 719 V1</b>	MCH 901	<b>MCH 719 H1</b>	MCH 901	
	RD 250 LC	4L1, 4L2	80-83	<b>MCH 486 H1</b>	MCH 901			
■	RD 250	522	72-75	<b>MCH 405 V2</b>				
■	TDR 250	3CK1	88-90	<b>MCH 513 V1</b>		<b>MCH 837 H1</b>	MCH 901	
	TZ 250 GP		89-90	<b>MCH 401 V2</b>				
■	TZR 250	2MA, 2XW	87-90	<b>MCH 400 V1</b>	MCH 901	<b>MCH 400 H1</b>	MCH 901	
	WR 250 F	CG	01-09	<b>MCH 427 V1</b>				
	WR 250 R		08-	☒				
	WR 250 X		08-	☒				
	XG 250 Tricker		06-	☒				
■	XV 250 Virago	3LS, 3LW	89-97	<b>MCH 457 V1</b>	MCH 901			
■	XV 250 S, Virago	3LW	95-99	<b>MCH 263 V1</b>	MCH 901			
■	XVS 250 Drag Star	VG03	01-	<b>MCH 256 V1</b>	MCH 901			
	YZ 250		89	<b>MCH 455 V1</b>	MCH 901			
	YZ 250		90-91	<b>MCH 418 V1</b>				
	YZ 250		96-97	☒		<b>MCH 224 H1</b>		
	YZ 250	4XL	98-03	<b>MCH 482 V1</b>		<b>MCH 272 H1</b>		
■	RD 350 LC	4L0	80-82	<b>MCH 406 V3</b>				
■	RD 350 LC, LCF	1WW, 1WX	86-90	<b>MCH 109 V3</b>	MCH 901	<b>MCH 461 H1</b>	MCH 901	
■	RD 350 LC, YPVS	31K	83-85	<b>MCH 406 V3</b>	MCH 901	<b>MCH 202 H1</b>	MCH 901	
	TT 350		86-	☒	MCH 901			
■	XT 350	55V,59Y	85-90	<b>MCH 404 V1</b>	MCH 901			
■	XT 350	3YT1, 3YT3	91-95	<b>MCH 404 V1</b>	MCH 901			
	YFM 350 R		04-	☒		<b>MCH 113 H1</b>		
	XS 360 SE	1U4	77-78	<b>MCH 107 V1</b>	MCH 901			
	FZR 400 R	3TJ, 4DX	91-	<b>MCH 461 V3</b>	MCH 951	MCH 901		
	RD 400	1A3	76-78	<b>MCH 107 V1</b>				
■	WR 400 F	CH04	98-00	<b>MCH 427 V1</b>		<b>MCH 272 H1</b>	MCH 901	
	WR 400 F USA Modell	CH04	98-00	<b>MCH 230 V1</b>	MCH 901			
	XJR 400 R	4HM	95-97	<b>MCH 476 V2</b>	++	MCH 901	<b>MCH 476 H1</b>	MCH 901
■	XS 400 DOHC	12E	82-87	<b>MCH 408 V2</b>	MCH 901			
■	XS 400 S	4G5	80-83	<b>MCH 156 V1</b>	MCH 901			
■	XS 400 SE	2A2, 4A3	77-82	<b>MCH 462 V1</b>	MCH 901			
■	WR 426	CJ	01-02	<b>MCH 427 V1</b>	MCH 901	<b>MCH 855 H1</b>	MCH 901	
■	WR 426 F	CJ	01-02	<b>MCH 427 V1</b>	MCH 901	<b>MCH 855 H1</b>	MCH 901	
■	WR 450		03-09	<b>MCH 427 V1</b>	MCH 901	<b>MCH 855 H1</b>	MCH 901	
■	YFZ 450		04-	<b>MCH 864 V3</b>	MCH 901	<b>MCH 233 H1</b>		
	YZ 450 F	CJ03, CJ05	05-06	<b>MCH 191 V1</b>	MCH 901			
■	RD 500 LC	47X, 1GE	84-88	<b>MCH 410 V5</b>	MCH 951	MCH 901	<b>MCH 438 H1</b>	MCH 901
	SR 500 Doppelscheibe	2J4	80-83	<b>MCH 413 V3</b>	MCH 951	MCH 901		
	SR 500 ohne Verteiler	48T	84-90	<b>MCH 463 V1</b>	MCH 901			
■	SR 500	2J4	78-79	<b>MCH 479 V2</b>	MCH 901			
■	SR 500	2J4	80-83	<b>MCH 415 V1</b>	MCH 901			
■	SR 500	48T	84-90	<b>MCH 414 V2</b>	MCH 901			
■	XV 500	26R	83-89	<b>MCH 358 V1</b>	MCH 901			
	XV 535 Virago Flachlenker	2YL, 3BR	89-90	<b>MCH 302 V1</b>	MCH 901			
■	XV 535 SE,N,H	2YL, 3BR	88-93	<b>MCH 463 V1</b>	MCH 901			
■	XV 535 Virago	2YL, 3BR, 4KU3	94-97	<b>MCH 412 V1</b>	MCH 901			





→ YAMAHA

■ XV	535	Virago	2YL, 3BR	98-02	<b>MCH 412 V1</b>		MCH 901		
■ XJ	550		4V8, 4V9	81-83	<b>MCH 420 V3</b>	MCH 951	MCH 901		
■ XZ	550		11U, 11V	82-85	<b>MCH 419 V3</b>	MCH 951	MCH 901		
FZ	600			86-87	<b>MCH 421 V3</b>		MCH 901	<b>MCH 425 H1</b>	MCH 901
■ FZ6	600		RJ07	04-08	<b>MCH 490 V2</b>	++	MCH 901	<b>MCH 490 H1</b>	MCH 901
■ FZ6	600	Fazer	RJ07	04-08	<b>MCH 490 V2</b>	++	MCH 901	<b>MCH 490 H1</b>	MCH 901
FZ6	600	ABS	RJ14	07-	🏆				
■ FZ6	600	Fazer ABS	RJ14	07-09	<b>MCH 499 V3</b>		MCH 901	<b>MCH 499 H2</b>	MCH 901
■ FZR	600		3RG, 3RH	89	<b>MCH 454 V3</b>	MCH 951	MCH 901	<b>MCH 454 H1</b>	MCH 901
■ FZR	600	H, M, N	3HE, 3RG	90-93	<b>MCH 454 V3</b>	MCH 951	MCH 901	<b>MCH 454 H1</b>	MCH 901
■ FZR	600	R	4JH, 4MH	94-95	<b>MCH 469 V2</b>	++	MCH 901	<b>MCH 462 H1</b>	MCH 901
■ FZS	600	Fazer	RJ02	98-03	<b>MCH 422 V3</b>	MCH 951	MCH 901	<b>MCH 422 H1</b>	MCH 901
■ FZS	600	Fazer SP	RJ02	00-03	<b>MCH 422 V3</b>	MCH 951	MCH 901	<b>MCH 422 H1</b>	MCH 901
■ SRX	600	H,N	1XL, 1XM	86-90	<b>MCH 426 V3</b>	MCH 951	MCH 901	<b>MCH 426 H1</b>	MCH 901
TT	600	E, S	4GV	93-95	<b>MCH 411 V1</b>				
■ XJ	600		51J, 51H, 3KN	84-91	<b>MCH 421 V3</b>	MCH 951	MCH 901	<b>MCH 202 H1</b>	MCH 901
■ XJ	600	Diversion	4BR	92-97	<b>MCH 457 V1</b>		MCH 901	<b>MCH 423 H1</b>	MCH 901
■ XJ	600	Diversion	RJ01	98-99	<b>MCH 478 V2</b>	MCH 951	MCH 901	<b>MCH 423 H1</b>	MCH 901
■ XJ	600	Diversion	RJ01	00-03	<b>MCH 483 V2</b>	MCH 951	MCH 901	<b>MCH 423 H1</b>	
■ XJ	600	N	4LX, 4MB	94-97	<b>MCH 355 V1</b>		MCH 901	<b>MCH 423 H1</b>	MCH 901
■ XJ6	600		RJ19	09-	<b>MCH 873V2</b>	MCH 951	MCH 901	<b>MCH 873 H1</b>	MCH 901
■ XJ6	600	ABS	RJ19	09-	<b>MCH 872 V3</b>				
■ XT	600	E	3TB, 3UW, DJ02	90-02	<b>MCH 301 V1</b>		MCH 901	<b>MCH 116 H1</b>	MCH 901
■ XT	600	H,N	2KF	87-89	<b>MCH 423 V1</b>		MCH 901	<b>MCH 423 H1</b>	MCH 901
■ XT	600	K	3TB, 3UW	91-	<b>MCH 301 V1</b>		MCH 901	<b>MCH 116 H1</b>	MCH 901
■ XT	600	Z	55W, 1VJ	85-89	<b>MCH 424 V1</b>		MCH 901		
■ XT	600	Z, Tenere	3AJ	90	<b>MCH 301 V1</b>		MCH 901	<b>MCH 116 H1</b>	MCH 901
■ YZF	600	R6	RJ03	99-02	<b>MCH 480 V2</b>	MCH 951	MCH 901	<b>MCH 352 H1</b>	MCH 901
■ YZF	600	R6	RJ05	03-04	<b>MCH 488 V2</b>	MCH 951	MCH 901	<b>MCH 488 H1</b>	MCH 901
■ YZF	600	R6	RJ09	05	<b>MCH 489 V2</b>	++	MCH 901	<b>MCH 488 H1</b>	MCH 901
■ YZF	600	R6	RJ11, RJ15	06-10	<b>MCH 493 V2</b>	++	MCH 901	<b>MCH 493 H1</b>	MCH 901
■ YZF	600	R6S	RJ09	06-07	<b>MCH 488 V2</b>	MCH 951	MCH 901		
■ YZF	600	Thunder Cat	4TV	96-02	<b>MCH 475 V2</b>	++	MCH 901	<b>MCH 462 H1</b>	MCH 901
■ XJ	650		4KO	80-85	<b>MCH 428 V3</b>		MCH 901		
■ XJ	650	Turbo	11T	82-85	<b>MCH 464 V3</b>		MCH 901		
■ XS	650		447	77-81	<b>MCH 429 V3</b>				
■ XS	650	SE	3L1, 4G7	80-81	<b>MCH 215 V1</b>		MCH 901	<b>MCH 142 H1</b>	MCH 901
■ XVS	650	A Drag Star Classic	VM02	98-01	<b>MCH 170 V1</b>		MCH 901		
■ XVS	650	Drag Star	4VR/XR	97-00	<b>MCH 412 V1</b>		MCH 901		
■ XVS	650	A Drag Star Classic	VM03, VM04	02-06	<b>MCH 215 V1</b>		MCH 901		
XVS	650	Drag Star	VM03	01-02	🏆		MCH 901		
■ MT-03	660		RM02	06-09	<b>MCH 494 V2</b>	++	MCH 901	<b>MCH 494 H1</b>	MCH 901
■ SZR	660		4SU	96-97	<b>MCH 432 V1</b>			<b>MCH 432 H1</b>	MCH 901
■ XT	660	R	DM01	04-09	<b>MCH 191 V1</b>		MCH 901	<b>MCH 418 H1</b>	MCH 901
■ XT	660	X	DM01	04-06	<b>MCH 191 V1</b>		MCH 901	<b>MCH 418 H1</b>	MCH 901
■ XT	660	X		07-09	<b>MCH 191 V1</b>		MCH 901	<b>MCH 419 H1</b>	MCH 901
XT	660	Z, Tenere		08-	🏆				
■ XTZ	660	Tenere	4MY3	91-96	<b>MCH 465 V1</b>		MCH 901	<b>MCH 606 H1</b>	MCH 901
YFM	660	Raptor		01-04	🏆		MCH 901	🏆	MCH 901
YFM	700	Raptor		05-	🏆		MCH 901		
FZ	750		2KK	87-88	<b>MCH 435 V3</b>		MCH 901	<b>MCH 435 H1</b>	MCH 901
■ FZ	750		1FN, 1TV	85-88	<b>MCH 436 V3</b>		MCH 901	<b>MCH 435 H1</b>	MCH 901
■ FZ	750		2KK, 3KT	89-96	<b>MCH 452 V3</b>		MCH 901	<b>MCH 435 H1</b>	MCH 901
FZR	750	R OW01	3PJ	89-93	<b>MCH 453 V2</b>	++	MCH 921	<b>MCH 434 H1</b>	
■ FZR	750	R, RT	3CU, 2TT	87-88	<b>MCH 444 V3</b>		MCH 901	<b>MCH 459 H1</b>	MCH 901
FZX	750	Fazer	2JE	87-89	<b>MCH 434 V3</b>			<b>MCH 434 H1</b>	
■ XJ	750		41Y	84-86	<b>MCH 437 V5</b>				
■ XJ	750	Seca	11M	82-83	<b>MCH 437 V4</b>				
■ XS	750		1T5	78-80	<b>MCH 438 V3</b>		MCH 901	<b>MCH 359 H1</b>	MCH 901
■ XS	750	SE		78-81	<b>MCH 447 V3</b>	MCH 951	MCH 901	<b>MCH 359 H1</b>	MCH 901
■ XTZ	750	H, N	3LD/3WM	89-96	<b>MCH 433 V3</b>	MCH 951	MCH 901	<b>MCH 433 H1</b>	MCH 901
■ XV	750		4FY	92-93	<b>MCH 447 V3</b>	MCH 951	MCH 901		
■ XV	750	SE	5G5, 5K4	81-84	<b>MCH 431 V1</b>		MCH 901		
■ XV	750	Virago	4PW	94-97	<b>MCH 441 V3</b>	MCH 951	MCH 901		
■ YZF	750	R, SP	4HN, 4HT	93-98	<b>MCH 467 V2</b>	++	MCH 901	<b>MCH 233 H1</b>	MCH 901
■ TDM	850		4TX	96-01	<b>MCH 474 V2</b>	++	MCH 901	<b>MCH 462 H1</b>	MCH 901
■ TDM	850	H, N	3VD, 4CM	91-94	<b>MCH 466 V3</b>	MCH 951	MCH 901	<b>MCH 462 H1</b>	MCH 901
■ TDM	850	H, N	3VD, 4CM	95	<b>MCH 158 V3</b>	MCH 951	MCH 901	<b>MCH 462 H1</b>	MCH 901
■ TRX	850		4UN	96-98	<b>MCH 473 V2</b>	++	MCH 901	<b>MCH 233 H1</b>	MCH 901
■ XS	850		4H1	80-82	<b>MCH 438 V3</b>		MCH 901	<b>MCH 359 H1</b>	MCH 901
■ TDM	900		RN08, RN11	02-05	<b>MCH 486 V2</b>	++	MCH 901	<b>MCH 486 H1</b>	MCH 901





## →YAMAHA

TDM	900	ABS	RN14, RN18	05-	<b>MCH 870 V6</b>		MCH 901	<b>MCH 870 H2</b>	MCH 901
■ XJ	900 F		31A, 42N	83-84	<b>MCH 440 V5</b>		MCH 901	<b>MCH 450 H1</b>	MCH 901
■ XJ	900 F		58L	85-86	<b>MCH 428 V3</b>		MCH 901	<b>MCH 450 H1</b>	MCH 901
■ XJ	900 F		58L, 3NG1, 4BB	87-94	<b>MCH 428 V3</b>		MCH 901	<b>MCH 450 H1</b>	MCH 901
■ XJ	900 S, Diversion		4KM	97-02	<b>MCH 472 V2</b>	++	MCH 901	<b>MCH 472 H1</b>	MCH 901
XJ	900 S, Diversion		4KM	95-96	⊗		MCH 901	<b>MCH 472 H1</b>	MCH 901
■ XVS	950 A, Midnight Star		VN021	09-	<b>MCH 431 V1</b>		MCH 901	<b>MCH 431 H1</b>	MCH 901
■ FZ1	1000		RN16	06-09	<b>MCH 495 V2</b>	++	MCH 901	<b>MCH 495 H1</b>	MCH 901
■ FZ1	1000 Fazer		RN16	06-09	<b>MCH 495 V2</b>	++	MCH 901	<b>MCH 495 H1</b>	MCH 901
■ FZ1	1000 ABS		RN16	08-11	<b>MCH 498 V5</b>		MCH 901	<b>MCH 498 H2</b>	MCH 901
■ FZ1	1000 Fazer, ABS		RN16	07-11	<b>MCH 857 V5</b>		MCH 901	<b>MCH 498 H2</b>	MCH 901
■ FZR	1000		2LA	87-88	<b>MCH 444 V3</b>	MCH 951	MCH 901	<b>MCH 444 H1</b>	MCH 901
■ FZR	1000		3LE	91-93	<b>MCH 456 V3</b>		MCH 901	<b>MCH 443 H1</b>	MCH 901
■ FZR	1000		3LE	94-95	<b>MCH 470 V2</b>	++	MCH 901	<b>MCH 444 H1</b>	MCH 901
■ FZR	1000 R, Exup		3LE	89-90	<b>MCH 443 V2</b>	++	MCH 901	<b>MCH 443 H1</b>	MCH 901
■ FZS	1000 Fazer		RN06, RN14	01-05	<b>MCH 484 V3</b>	MCH 951	MCH 901	<b>MCH 484 H1</b>	MCH 901
■ GTS	1000		4BH		<b>MCH 446 V2</b>		MCH 901	<b>MCH 352 H1</b>	MCH 901
GTS	1000 ABS		4BH		⊗		MCH 901		
■ XV	1000 SE		23W	83-85	<b>MCH 447 V3</b>				
■ XV	1000 TR1		5A8, 19T	81-83	<b>MCH 445 V3</b>				
■ XV	1000 Virago		2AE	86-	<b>MCH 447 V3</b>				
■ YZF	1000 R1		RN01	98-99	<b>MCH 477 V2</b>	++	MCH 901	<b>MCH 477 H1</b>	MCH 901
■ YZF	1000 R1		RN04	00-01	<b>MCH 477 V2</b>	++	MCH 901	<b>MCH 477 H1</b>	MCH 901
■ YZF	1000 R1		RN09	02-03	<b>MCH 477 V2</b>	++	MCH 901	<b>MCH 352 H1</b>	MCH 901
■ YZF	1000 R1		RN12	04-06	<b>MCH 489 V2</b>	++	MCH 901	<b>MCH 489 H1</b>	MCH 901
■ YZF	1000 R1		RN19	07-08	<b>MCH 496 V2</b>	++	MCH 901	<b>MCH 496 H1</b>	MCH 901
■ YZF	1000 R1		RN22	09-	<b>MCH 860 V2</b>	++	MCH 901	<b>MCH 860 H1</b>	MCH 901
■ YZF	1000 Thunder Ace		4VD	96-02	<b>MCH 470 V2</b>	++	MCH 901	<b>MCH 470 H1</b>	MCH 901
■ BT	1100 Bulldog		RP05	02-06	<b>MCH 485 V3</b>	MCH 951	MCH 901	<b>MCH 485 H1</b>	MCH 901
■ FJ	1100 mit Anti Dive		47E	84-85	<b>MCH 448 V5</b>		MCH 901	<b>MCH 448 H1</b>	MCH 901
■ XS	1100		5K7, 2H9	79-83	<b>MCH 128 V3</b>		MCH 901	<b>MCH 145 H1</b>	MCH 901
■ XV	1100 Virago		3LP	91-93	<b>MCH 447 V3</b>	MCH 951	MCH 901		
■ XV	1100 Virago		3LP	94-98	<b>MCH 441 V3</b>	MCH 951	MCH 901		
■ XVS	1100 Drag Star		VP05	99-01	<b>MCH 481 V2</b>	++	MCH 901	<b>MCH 481 H1</b>	MCH 901
■ XVS	1100 Drag Star Classic		VP16	00-06	<b>MCH 416 V3</b>		MCH 901	<b>MCH 481 H1</b>	MCH 901
■ FJ	1200 mit Anti Dive		1XJ	86-87	<b>MCH 450 V5</b>		MCH 901	<b>MCH 448 H1</b>	MCH 901
■ FJ	1200		3CW, 3YA	88-96	<b>MCH 449 V3</b>		MCH 901	<b>MCH 450 H1</b>	MCH 901
■ FJ	1200 ABS		3YA	91-	<b>MCH 439 V6</b>		MCH 901	<b>MCH 439 H2</b>	MCH 901
VMX	1200 V Max			85-92	<b>MCH 451 V3</b>	MCH 951	MCH 901	<b>MCH 155 H1</b>	MCH 901
VMX	1200 V Max			93-02	<b>MCH 468 V3</b>	MCH 951	MCH 901	<b>MCH 155 H1</b>	MCH 901
■ XJR	1200		4PU	95-98	<b>MCH 471 V2</b>	++	MCH 901	<b>MCH 113 H1</b>	MCH 901
XVZ	1200 T		47G	84-88				<b>MCH 340 H1</b>	MCH 901
■ FJR	1300		RP04	01-02	<b>MCH 471 V2</b>	++	MCH 901	<b>MCH 471 H1</b>	MCH 901
■ FJR	1300 ABS		RP08	03	<b>MCH 879 V4</b>		MCH 901	<b>MCH 491 H2</b>	MCH 901
■ FJR	1300 ABS		RP11	04-06	<b>MCH 491 V6</b>		MCH 901	<b>MCH 491 H2</b>	MCH 901
■ FJR	1300 ABS		RP13	06-07	<b>MCH 871 V5</b>		MCH 901	<b>MCH 409 H2</b>	MCH 901
■ FJR	1300 ABS		RP13	08-11	<b>MCH 871 V5</b>		MCH 901	<b>MCH 871 H2</b>	MCH 901
■ XJR	1300		RP02	99-01	<b>MCH 460 V3</b>	MCH 951	MCH 901	<b>MCH 113 H1</b>	MCH 901
■ XJR	1300		RP06, RP10	02-07	<b>MCH 487 V2</b>	MCH 951	MCH 901	<b>MCH 487 H1</b>	MCH 901
XJR	1300		RP19	07-09	<b>MCH 487 V2</b>	MCH 951	MCH 901	<b>MCH 487 H1</b>	MCH 901
■ XVZ	1300 A, Royal Star		4YP	96-02	<b>MCH 416 V3</b>		MCH 901	<b>MCH 416 H1</b>	MCH 901
■ XVS	1300 A, Midnight Star		VP26	07-	<b>MCH 862 V2</b>		MCH 901	<b>MCH 862 H1</b>	MCH 901
■ XV	1600 Wild Star		VR08	99-04	<b>MCH 416 V3</b>		MCH 901	<b>MCH 420 H1</b>	MCH 901
■ MT 01	1670		RP12	05-09	<b>MCH 492 V2</b>	++	MCH 901	<b>MCH 492 H1</b>	MCH 901
XV	1670 Road Star Warrior		VP14	03-05	⊗				
■ XV	1900 Midnight Star		VP23	06-08	<b>MCH 497 V2</b>	++	MCH 901	<b>MCH 497 H1</b>	MCH 901

## Zündapp

KS	50				<b>MCH 200 V1</b>				
KS	175			78-	<b>MCH 701 V1</b>		MCH 911		